



ROMANIA

MONITORING REPORT OF THE PROGRESSES IN THE FIELD OF SOCIAL
INCLUSION

- 1 January 2006 – 31 December 2007 -

Bucharest

2008

Summary

Introduction	3
1. Chapter I – Demographic, social and economic characteristics	6
1.1. Demographic characteristics	6
1.2. Social –economic situation	8
1.2.1. Households incomes and expenses	8
1.2.2. Poverty situation in Romania	11
2. Chapter II – Progresses in the social inclusion field.....	20
2.1. The general increase in the standard of life of the population and encouragement of the incomes obtained by work, by facilitating the employment and promoting the social inclusion	20
2.2. Facilitate access to resources, rights and services	44
2.2.1. Access to social benefits	44
2.2.2. Access to education	59
2.2.3. Access to health services	70
2.2.4. Special protection of the persons with disabilities	76
2.2.5. Protection of the children in difficulty.....	85
2.2.6. Protection of the victims of the domestic violence	94
2.2.7. Protection of the drug addicted persons	108
2.2.8. The programme for combating social marginalization	110
2.2.9. Social integration of foreign persons who acquires a type of Protection in Romania	116
2.2.10. Other programmes for developing social services addressed to the persons in difficulties	117
2.3. Increasing the quality life of Roma population.....	122
2.4. Gender equality in Romania	129
3. Chapter III – Good Governance	137
3.1. Strengthening the mechanism used for monitoring the priorities identified in the field of social inclusion in Romania	137
3.2. Modernisation of the administrative capacity	141

INTRODUCTION

The Romanian Government has seriously engaged in observing the relaunched Lisbon Agenda, reason for which it has drawn up The National Reform Programme for the period 2007-2010 (NRP) through a participative effort of the institutions involved in the process of identifying the relevant national priorities, necessary for continuing and deepening the reforms aimed at reaching the objectives of economic increase and employment, announced for the year 2010 and reducing the economic and social discrepancies towards the average of the EU member states.

Also, in September 2006, the Romanian Government presented the Strategic National Report regarding the Social Protection and Social Inclusion, following the invitation addressed by the European Commission through the Directorate General Employment, Social Affairs and Equal Opportunities, its purpose being to contribute to the implementation of the new institutional framework regarding the open method of coordination in the field of social protection and social inclusion.

For the period 2006 – 2008 the strategic objective of Romania in the field of social inclusion is to create an inclusive society to ensure its citizens the necessary resources and means for a dignified life. For reaching this objective the main identified priorities consist of:

- the general increase of the population's life standard and stimulating the earnings by facilitating employment and promoting the inclusive policies.
- 1. facilitating the citizens' access and, in particular, the access of the disadvantaged groups to resources, entitlements and services.
- 2. improving the living conditions of the Roma population

Social inclusion is on the Romanian government's political agenda. The strategic approach regarding the elimination of social exclusion includes all kinds of exclusion, gender, age, ethnic group and primarily focuses on the identification of the most vulnerable persons,

groups, communities etc. Solving their problems can only take place in an integrated environment that ensures interaction between economic and social growth.

A multidimensional solution to a social need can only be given by means of coordination of all levels involved. At the same time, coherent and integrated structures must be created in order to facilitate the monitoring and assessment of national social inclusion policies.

In Romania, the European social model has evolved over the past decade, based on the following fundamental priority axes:

- ⇒ Any person must be encouraged and supported to actively participate in the social, economic and cultural life;
- ⇒ Any person must be supported in order to occupy a quality employment, to have access to education during his/her entire life and to be supported so that his/her family life is harmoniously combined with his/her career;
- ⇒ The guarantee of an income level able to maintain an adequate standard of life;
- ⇒ The guarantee of the access to sufficient resources, services, adequate care facilities for the child and other family dependants;
- ⇒ Every child must grow up in a family;
- ⇒ Every disabled person must have access to social services, education, and training according to the needs and disability degree;
- ⇒ Any disabled person must be provided with equal access in the public transportation spaces, institutions and at the same time he/she must be assisted in order to have an independent life, as much as possible;
- ⇒ The types of support aiming at the aged persons must be varied in order to support them to lead an independent life as long as possible;
- ⇒ The provision of an adequate income from the pensions granted by the public system to the aged persons;
- ⇒ The development of formal and informal care networks;

Chapter I – Demographic, Social and Economic Characteristics

1.1 Demographic Characteristics:

The year was characterised, as compared to the year 2005, by a slight fall in the general mortality, the maintenance of the same level of birth rate and a slight fall in the infantile mortality, entailing the negative increment registered in Romania during the last years. The number of the born alive decreased by 1.5 thousand as compared to the year 2005, the birth rate being of 102 born alive per 1,000 inhabitants, with difference based on the residence environment (increased in urban environment and decreased in the rural environment). As a result, the birth rate decreased by 2% in the urban area, while in the rural area decreased by 2.8%.

	The born alive		The born alive per 1,000 inhabitants	
	2005	2006	2005	2006
Urban	117,780	119,477	9.9	10.1
Rural	103,240	100,006	10.6	10.3
TOTAL	221,020	219,483	10.2	10.2

Source: The National Institute of Statistics

Of the total number of the born alive, 70.9% come from mothers married for the first time and 45.7% of them were born in the first 2 years of the marriage. As regards the legal situation, in 2006 the number of the born alive within the marriage was of 155,889, representing 71% of the total number of the born alive. As compared to 2005, the weight of the children born outside the marriage or abandoned slightly increased (from 28.5% in 2005 up to 29% in 2006).

The highest birth rate in 2006 was registered in the North-East region, 11.6‰ (Iasi County – 12.5‰), the lowest in the South-East of Oltenia 8.6‰ (In Dolj, Olt, Gorj, Mehedinti, Valcea Counties the birth rate is less than 7‰).

The decrease by 4,000 of the number of deaths during 2006 as compared to 2005 resulted in the decrease of the general death rate from 12.1 to 12.0 deaths per 1,000 inhabitants. Based on the residence environments, a decrease is registered as compared to the previous

year, the death rate being of 9.8‰ in the urban environment and of 14,6‰ in the rural environment. The highest death rate is registered in Teleorman County, namely 16.9‰. The negative value is determined by the decrease in the number of the born alive from the rural area, in parallel with the decrease of the number of deaths.

Therefore, the rural increment for the year 2006 is negative, being of – 38.6 thousand persons (-1.8‰), and based on the residence environments, a natural increment of 0.3% was registered in the urban environment and of –4.3‰ in the rural environment.

During 2006, as compared to 2005, the number of households shows a slight increase tendency in the urban environment, from 56.4% in 2005 to 56.6% in 2006, and a decrease tendency in the rural environment (from 43.6% to 43.4%). During 2006, according to the information supplied by the National Institute of Statistics, the average size of a household was of 2.929 persons (3.034 persons in the rural environment, 2.849 persons in the urban environment).

The distribution of the households based on size and development:

	Total households	Percents per regions:							
		North-East	South-East	South of Muntenia	South-West of Oltenia	West	North-West	Centre	Bucharest - Ilfov
TOTAL: In percentages of which households with:	100	16.6	13.1	15.2	10.5	9.2	12.5	11.7	11.2
1 person	17.3	2.4	2.1	2.7	2.1	1.6	2.1	2.1	2.2
2 persons	27.2	4.5	3.7	4.0	2.6	2.6	3.2	3.0	3.6
3 persons	23.1	3.8	3.1	3.4	2.1	2.2	3.0	2.7	2.8
4 persons	19.1	3.3	2.5	2.8	2.1	1.6	2.5	2.6	1.7
5 persons	7.9	1.5	1.0	1.3	0.9	0.7	1.1	0.8	0.6
6 and more than 6 persons	5.4	1.1	0.7	1.0	0.7	0.5	0.6	0.5	0.3

Source: The National Institute of Statistics

Thus, one may notice that the households composed of 1-3 persons represented more than two thirds (67.6%) of the total number of households and the 2 person households had a majority increase in this segment, namely 27.2%. Based on the analysis of the statistical data provided by the National Institute of Statistics, the existence of a high weight of 5-6 person households in the rural environment may be noticed, the percentage of the

households composed of 6 persons and more being of 66.4 in the rural environment. In the urban environment the weight of the 1-2 person households is high, being of 55.0%.

The occupational statute of the head of the family is an important factor as regards the structure and the size of the incomes and expenses, as well as the consumption of the household. 80.2% of the households are composed of salaries workers and retired persons, of which 36.9% salaried persons' households and 43.3% retired persons's households. More than half of the households from the rural environment (50.5%) are retired persons's households, those of the farmers representing 20.3%.

1.2. The Social and Economic Situation

1.2.1. Incomes and Expenses of the Households:

In 2006 the total incomes, nominally considered, were of LEI 1,386.3 per month per household and LEI 473.3 per person, exceeding by 14.4%, and 14.7% respectively those obtained in 2005.¹ The most important category of incomes was the salaries and the other related incomes, the weight in the incomes of the households being of 49.3% increasing by 2.0 percentage points as compared to 2005. As compared to the other states members of the European Union, the weight is decreased, fact due to the relatively decreased number of salaried employees being part of the households (0.8% salaried employees/households).

The incomes from the social benefits also have an important weight in the structure of the household total incomes, namely 19.9% (being the same as in 2005) and the weight of the social benefits in the money incomes is of 24.7%. The pensions have the highest weight in these incomes (78.7%); the benefits paid from the unemployment fund represent 2.6%, from the family benefits 5.7%, from social aids 4.5% (the social aid granted pursuant to the Law no. 416/2001 regarding the minimum guaranteed income representing 1.8% of the incomes obtained from social benefits).

¹ The National Institute of Statistics - "Coordonate ale nivelului de trai în România – veniturile și consumul populației, anul 2006"

The incomes coming from social benefits differ from a household to another; for example, the retired persons' households gain monthly LEI 475.5 from social benefits, of which 93.0% are pensions.

Incomes from Social Benefits, based on Household Categories and on the Occupational Statute of the Head of the Households in 2006

	Total households	Households of:				
		Salaried employees	Independent workers in non-agricultural activities	Farmers	Unemployed	Retired persons
Average incomes from social benefits, LEI per month per household,	275.8	110.4	95.4	146.5	230.2	475.5
In percentages of the total of social benefits:						
- pensions	78.7	38.5	29.2	49.6	14.7	93.0
- indemnities associated to pensions	1.1	0.4	0.7	0.5	0.2	1.3
- indemnities for provisional industrial disablement, maternity and child care	7.4	35.1	18.0	5.4	10.3	1.6
- benefits from the unemployment funds	2.6	3.6	4.2	0.8	45.2	0.7
- family benefits	5.7	18.3	29.7	17.4	12.2	1.4
- social assistance benefits and other benefits	4.5	4.1	18.2	26.3	17.4	2.0
The weight of the social benefits in the money incomes, in percentages	24.7	6.5	9.1	24.3	27.6	61.1
- pensions	19.4	2.5	2.7	12.1	4.1	56.8
- other benefits	5.3	4.0	6.4	12.2	23.5	4.3

Source: The National Institute of Statistics

The social benefits represent 48.1% and 39.5% of the money incomes of the households composed of one or two persons, the pensions having the highest weight. The level of the social benefits shows an increase tendency from a decile to another, up to the decile 7 (due to the weight of the pensions), where is exceeds by 2.2 times the first decile, fact due to the distribution by deciles of the different categories of retired persons. In exchange, the family benefits and the social assistance benefits display a decrease tendency towards the superior deciles.

However, the inequality of incomes is quite high, the total incomes per person of the households included in the decile 10 exceed by 8.38 times those in the decile 1.

The differences occurred between the household total and net incomes are rather important and this fact is due to the relatively high level of the taxes and contributions paid by the households. In 2006, the average net incomes per household were of LEI 1,096.5 on a monthly basis, the average incomes per person were of LEI 374.3 and their weight in the total incomes is of 79.1%. The lowest net incomes were obtained by the farmers' families (LEI 699.3 per month per household, representing 64.9% of the household total incomes). For most of the households, the level of the net incomes is low as compared to the expenses required in order to satisfy the consumption need. 49% of the households may cover the expenses from the available incomes, but only 25% of them afford to spend an one-week holiday outside the household, to purchase household appliances, to replace the furniture, to buy new clothes, books, magazines, to go to theatre representations, etc.

At the same time, the lack of financial resources made it impossible for a large part of the households to settle in a timely manner the payments related to the utility consumption (36.8% of the total number of households and 44.3% of the households from the urban environment cannot pay on a timely manner the expenses related to the maintenance of the household). The most difficult situation is registered among the unemployed persons's households, of which, in 2006, 78.5 % could not cover the expenses from the obtained net income (of which 44.2% did not pay in a timely manner the household-related services).

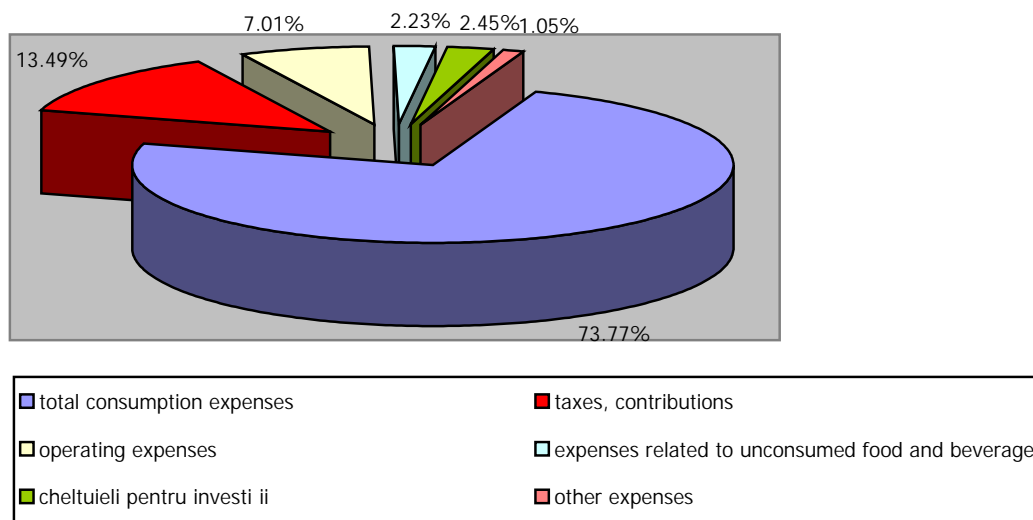
The total expenses per households incurred in 2006 amounted on average to RON 1,300.7 monthly for the household and to RON 445.4 for a person, having a value close to that of the total incomes (94.1%). The highest level of the total average expenses per person was achieved by the salaried employees' households (RON 551.2 per month). The lowest level was registered among the households of independent workers involved in non-agricultural activities (RON 320.3 per month), farmers (RON 292.7 per month) and retired persons (RON 414.4 per month).

The Structure of the Total Expenses of the Households in 2006:

Year	TOTAL	Total expenses, of which:					
		Total consumption expenses	Taxes, contributions, etc.	Operating expenses	Expenses related to unconsumed food and beverage *)	Investment expenses	Other expenses
2005	1149.33	863.9	143.75	83.9	29.3	16.39	11.93
2006	1304.66	962.5	175.94	91.5	29.05	31.96	13.71

Source: The National Institute of Statistics

*) They were not consumed during the reference period



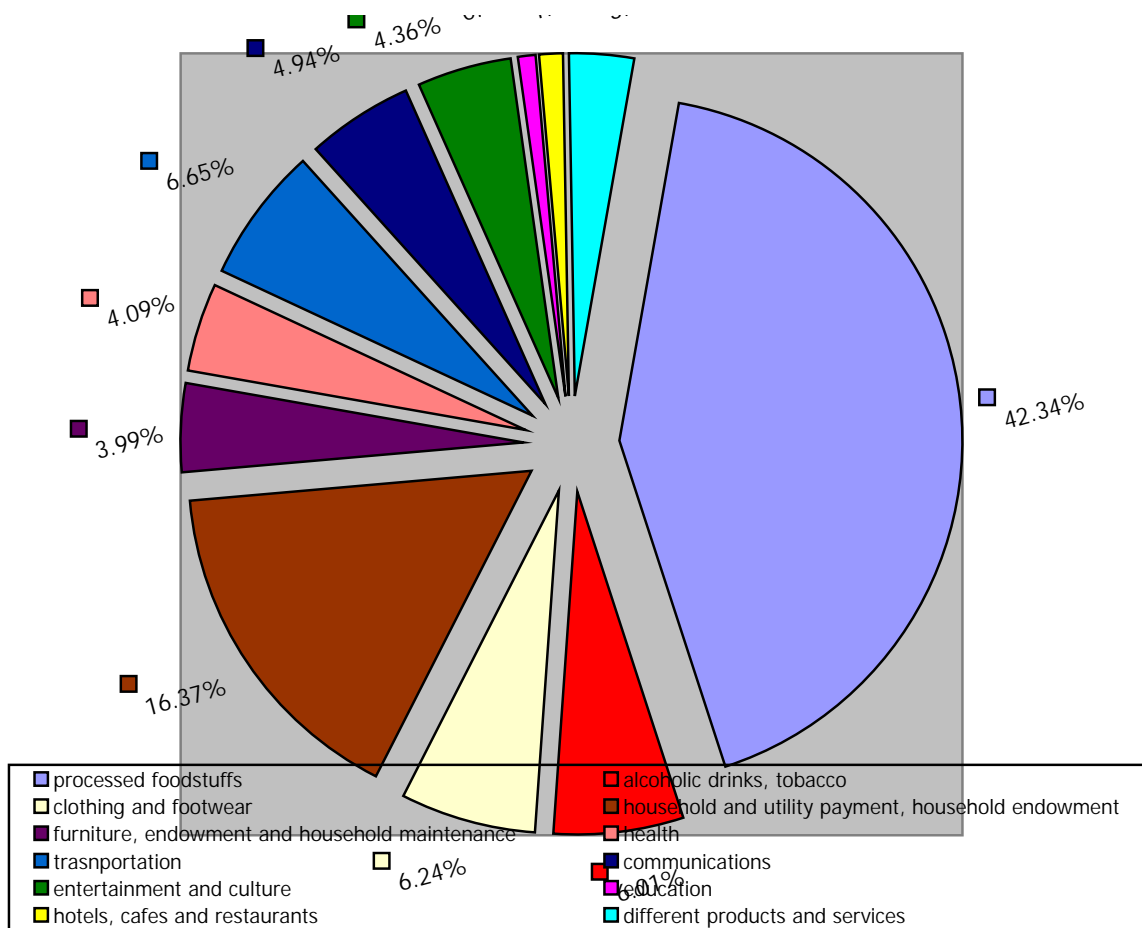
We must underline that the main destination of the household expenses, the consumption, represented on average 74% of the total expenses of all the households. The consumption expenses represented RON 962.5 per month for a household, having an average value of 328.6 per person, of which the money expenses related to the purchase of food and non-food products and to the payment due for the services represent RON 815.5 per month, meaning 62.5% of the total expenses).

In 2006, the expenses related to the food consumption represented at the level of all the households 45.4% of the total consumption expenses, and the weight of the expenses related to the non-food products was of 29.7%. These figures vary from a household to another depending on several factors, such as: the occupational statute of the head of

family (31.1% for the salaried employees' households and 25.5% for the farmers' households). The level of the expenses related to service payment is of 24.9%.

With respect to the structure of the total expenses grouped on deciles, one may notice that the consumption in the decile 1 is of 69.1% for the food products as compared to decile 10 in which the percentage is 30.9%. For decile 10, the distribution of the total consumption expenses is relatively constant for the three large categories of consumption, namely: food consumption (30.9%), non-food merchandise (39.4%) and service payment (29.7%).

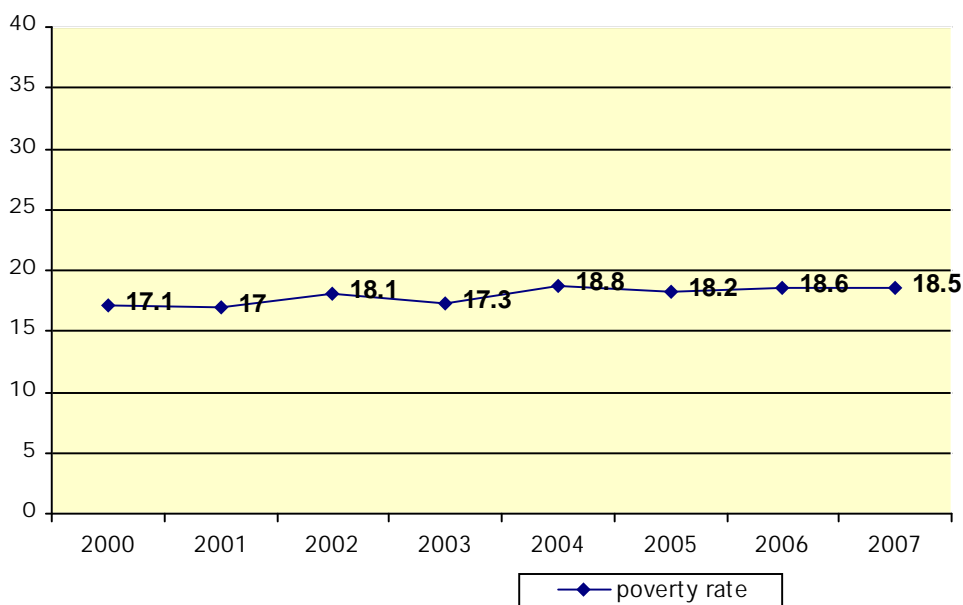
The main destinations of the total consumption expenses are: for the food products and non-alcoholic drinks (42.3%), household and utility fees (16.4%), transportation expenses (6.7%).



1.2.2. Poverty situation in Romania

Relative poverty rate²:

As a result of the Romanian Government's policies, the dynamics of poverty displayed a constant decrease over the past years and it remained constant in 2005 as well. During 2004 – 2007, there was a balance of the relative poverty rate level at around 18% - 19% and in 2004 the relative poverty rate came up to 17.9%, while in 2006 it was 18.6%, displaying, however, a slight growth compared to 2005, when the poverty rate was around 18.2%. In 2007, the relative poverty rate displays a slight decrease compared to 2006, thus reaching 18.5%.



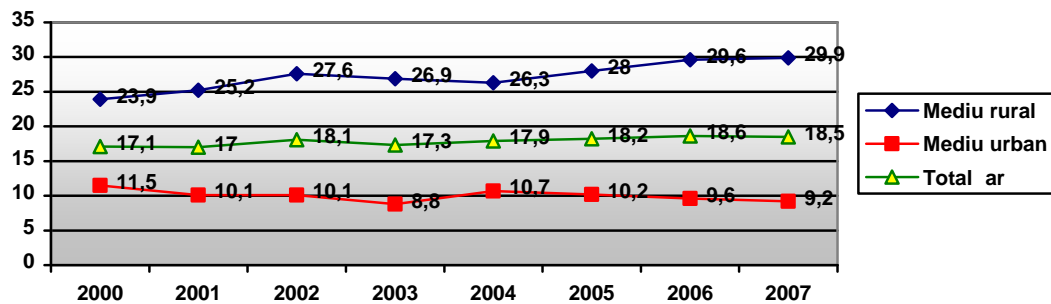
Source: National Institute of Statistics

From the point of view of the residential environment, the rural environment continues to deal with a greater occurrence of poverty and severe poverty, while poverty rates in the rural environment came up to 29.6% in 2006, compared to 9.6% in the urban environment. The comparative analysis of 2006 shows that the poverty rate in the rural environment grew

² Indicators' values are provided by the National Institute of Statistics

from 29.6% to 29.9% in 2007. Consequently, approximately 70% of those exposed to poverty risk live in the rural environment.

Dynamics of relative poverty according to residential environments



The analysis performed per household type shows that there is a greater poverty rate among single persons, namely 27.9% (22% among men and 30.8% among women), thus 9.45 more than the national poverty rate. Categories most exposed to poverty risk consist in single parent family (31%), families with 3 or more children (40%), as well as single persons above the age of 65 (33.4%).

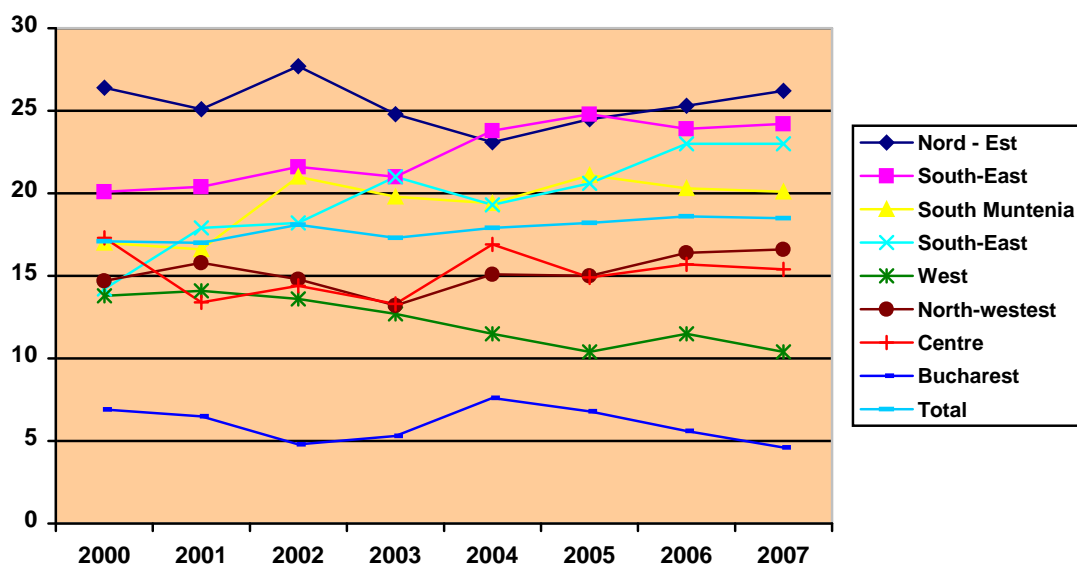
Therefore it may be concluded that households composed of 2 adults with 3 or more children are the category most exposed to poverty risk, as the rate is 40%, that is 21.5% above the national poverty rate. However it is noticeable that there is a 5.4% decrease in the poverty rate for this particular category compared to 2006. this decrease is especially due to the social policies that have been adopted over the past year in order to support multiple children families.

	2000	2001	2002	2003	2004	2005	2006	2007
Households with no co-dependent children	13.3	14.5	14.4	14.9	13.6	13.7	15.2	15.4
Single person above the age of 65	27.0	30.0	30.0	31.4	30.4	30.2	32.8	33.4
Single parent families	25.6	26.0	25.3	22.9	29.0	27.2	27.1	31.0
Two adults with 1 co-dependent child	10.7	9.0	10.4	9.6	10.2	11.3	10.0	10.6

Two adults with 2 co-dependent children	12.8	13.0	14.4	13.5	17.3	15.8	17.6	17.3
Two adults with three or more co-dependent children	33.8	35.0	38.0	37.6	41.7	43.6	45.4	40.0
Total	17.1	17.0	18.1	17.3	17.9	18.2	18.6	18.5

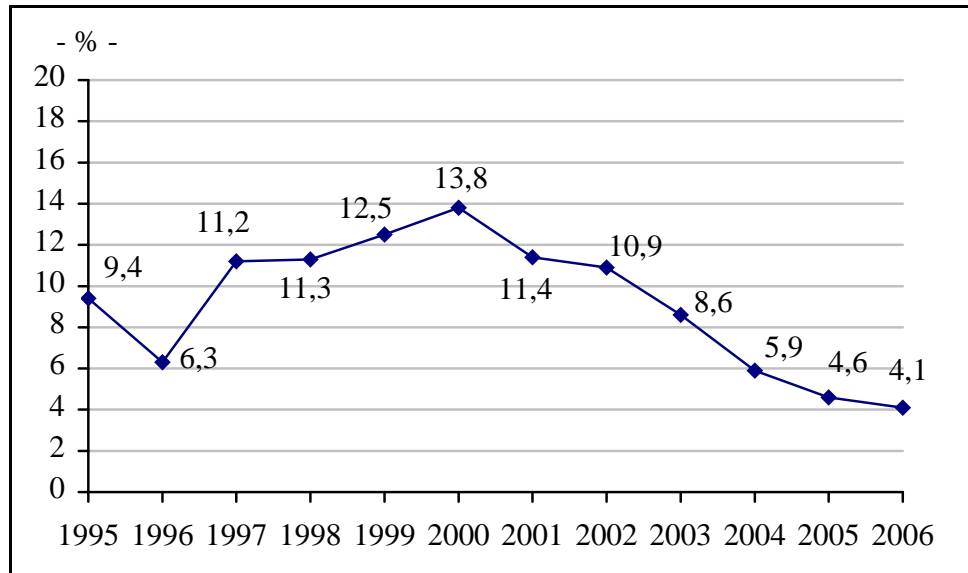
As to poverty per areas, the area with the highest poverty rate in 2007 is the north-eastern area (26.2%) and the least poor area is the Bucharest-Ilfov area (4.6%). There is also a high level of poverty in the south-eastern area (24.2%) and in the south-western area (23%).

	2000	2001	2002	2003	2004	2005	2006	2007
North-East	26,4	25,1	27,7	24,8	23,1	24,5	25,3	26,2
South-East	20,1	20,4	21,6	21,0	23,8	24,8	23,9	24,2
South Muntenia	17,0	16,6	21,0	19,8	19,4	21,1	20,3	20,1
South-West Oltenia	14,2	17,9	18,2	21,0	19,3	20,6	23,0	23,0
West	13,8	14,1	13,6	12,7	11,5	10,4	11,5	10,4
North-West	14,7	15,8	14,8	13,2	15,1	15,0	16,4	16,6
Centre	17,3	13,4	14,4	13,3	16,9	14,9	15,7	15,4
Bucharest	6,9	6,5	4,8	5,3	7,6	6,8	5,6	4,6
Total	17,1	17,0	18,1	17,3	17,9	18,2	18,6	18,5



Severe Poverty Rate:

Progress of the Severe Poverty Rate



Source: CASPIS and World Bank

The severe poverty rate recorded in 2006 was of 4.1%, showing a significant decrease as compared to 2002 when the same was of 10.9%.

From the perspective of the residence environment, the rural environment continues to face a higher incidence of the severe poverty.

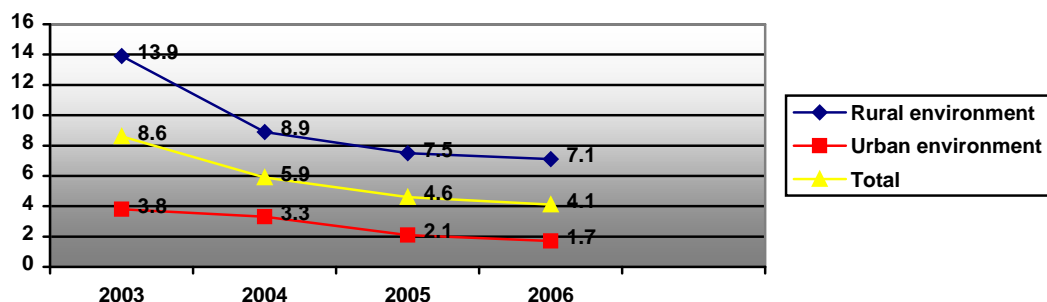
Poverty significantly decreased during the last years, both in the urban environment, and in the rural one, more rapidly in the last case, but starting from a higher level, since most part of the population lives in the rural environment.

Sever Poverty Rate

	Total	Urban	Rural
2003	8.6	3.8	13.9
2004	5.9	3.3	8.9
2005	4.6	2.1	7.5
2006	4.1	1.7	7.1

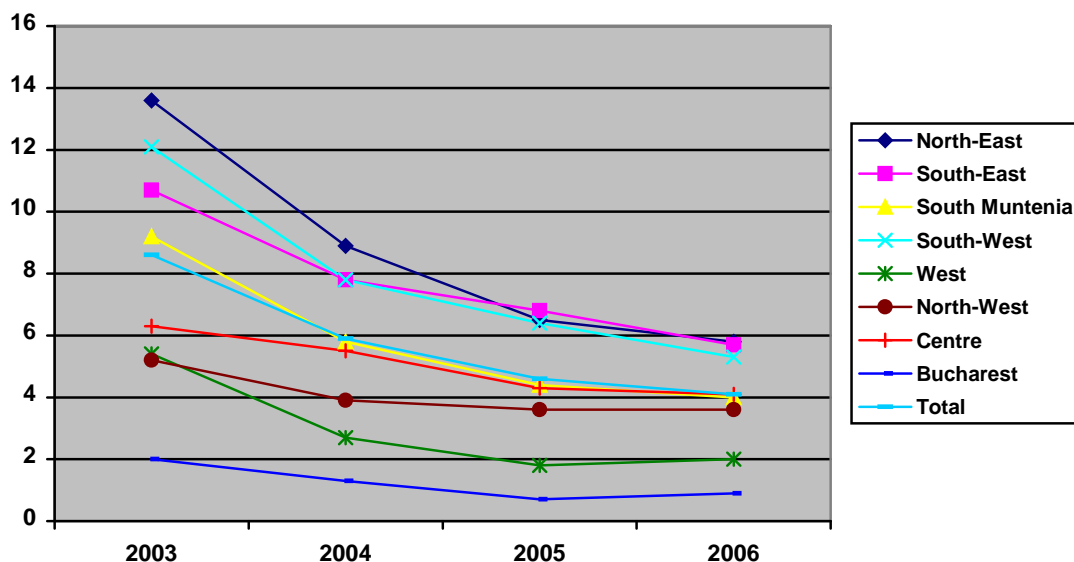
Source: CASPIS and World Bank

Severe Poverty Dynamics based on Residence Environments



With respect to the severe poverty based on regions, the region with the highest severe poverty rate is the region of North-East (5,8%), and the less poor region is Bucharest (0.9%). A high poverty is also found in the regions of South-East (5.7%) And South-West (5.3%) while the Western (2,0%) and North-Western (3.6%) regions maintain a low poverty level. The Southern (4.0%) and Central (4,1%) regions maintain an average poverty level.

	2003	2004	2005	2006
North-East	13.6	8.9	6.5	5.8
South-East	10.7	7.8	6.8	5.7
South of Muntenia	9.2	5.8	4.4	4.0
South-West Oltenia	12.1	7.8	6.4	5.3
West	5.4	2.7	1.8	2.0
North-West	5.2	3.9	3.6	3.6
Centre	6.3	5.5	4.3	4.1
Bucharest	2.0	1.3	0.7	0.9
Total	8.6	5.9	4.6	4.1



The high economic growth during the 2000 – 2006 period entailed the significant decrease of the severe poverty by approximately 70%. The large part of this decrease was due to the inter-sectorial effects, the population effect being insignificant.

During this period, the retired persons, salaried employees, the unemployed and the independent workers made part of the categories facing poverty having benefited to the highest extent from the economic reversal.

Severe Poverty Rate based on the occupational statute of the person:

	2003	2004	2005	2006
Total, of which	8.6	5.9	4.6	4.1
Salaried employees	1.7	1.0	0.8	0.5
Patrons	0.6	0.0	0.0	0.0
Independent Workers	13.8	10.8	10.3	9.0
Independent farmers	20.5	12.7	9.2	9.9
Unemployed	16.0	13.5	11.1	9.7
Retired persons	5.4	3.6	2.5	2.3
Pupils, students	7.8	5.8	4.2	4.0
Housewives/househusbands	13.3	10.3	9.3	8.7
Others (term soldier, aged person, dependant, etc.)	15.5	10.3	8.9	7.7

Source: World Bank

The categories which are the most exposed to the severe poverty risk are also the single persons, the one-parent families and the families with 3 and more children (20.4) .

As a result of the sustained policies of the Government of Romania, the poverty dynamics recorded a constant decrease after 2000, the high economic growth favouring this evolution. According to the scenario planned by the World Bank with respect to the economic growth in Romania for the period comprised between 2007 and 2010, it is found that the severe and absolute poverty shall decrease quite significantly if the economic growth maintains the same trend as during the last years. Due to this, absolute poverty rate could drop down to half its 2006 value, reaching 6 – 7% by 2010.

Chapter II – Progresses in the Social Inclusion Field

2.1 The general increase in the standard of life of the population and encouragement of the incomes obtained by work, by facilitating the employment and promoting the social inclusion (Specific Objective 1)

The evolution of the society in the course of last years was influenced by the economic reforms which entailed deep changes on the Romanian labour market. The social conditions triggered the decrease of the natural demographic increment and the accentuation of the provisional and permanent migration, entailing in their turn the constant decrease of the population and implicitly of the active population. Analysing the structure of the active population based on age groups, obvious ageing tendencies are found in this respect. The highest weight is held by persons aged more than 35.

The activity and occupation rates for the population at the age admitted for work (15 - 64 years old) showed an increase tendency as compared to the year 2005, reaching in 2006 the level of 63.7% for the activity rate and 58.8% for the occupational rate. Despite this fact, there are several fields, such as constructions, real estate transactions, leases and services provided mainly for the enterprises, health and social assistance, public administration and defence, trade, hotels and restaurants, financial agencies, in which the occupied population recorder increases, these fields being deemed as having a development potential during the following period. The total population shall decrease as a result of the decrease of the population aged more than 65, and the 15-64 year old active population shall increase, the activity rate being of approximately 67.6% in the year 2010.

In 2006, the BIM long-term unemployment rate totalled at 4.1%, of which 4.7% for men and 3.3% for women. The difference between urban and rural with respect to the BIM long term unemployment rate was in 2006 by 1.5 percentages lower in the urban environment. The unemployment rates (both the long term and the very long term unemployment) from the urban and the rural environment shall carry on with their descending, and respectively ascending evolution, so that the level of the two rates are forecasted to become around the

year 2010. The very long term unemployment rate was in 2006 of 2.1% (2.4% in the urban environment and 1.7% in the rural environment).

The main short and medium term challenges of the labour market are the following: the effects of the economic restructuring process, the reduced participation of the youths and vulnerable groups on the labour market, the significant occupational rate in the agricultural sector and the qualitative level of the human resources.

With respect to the attainment of the proposed objective, the measures in the field of employment policies were and are focused on stimulating the occupation by reducing the barriers faced in order to access a workplace on the labour market, as well as by increasing the training level of the human resources, through a permanent investment in the human capital. The proposed measures target both the job seekers, and the employees who as a result of the permanent training process are in position to request better paid jobs.

At the same time, the Romanian social inclusion policy is based on a pro-active approach, having as objective the general increase of the standard of life of the population and the encouragement of the incomes obtained by work by facilitating the occupation and promoting the inclusive policies targeting all the vulnerable groups. The measures implemented by the authorities include in particular: the increase of the number of jobs offered to young persons; the support granted to the persons aged more than 45 exposed to the social exclusion risk with a view to integrating them on the labour market; the creation of workplaces in the rural environment by developing the industries and services; the organisation of free qualification and requalification courses for the jobseekers; development and variation of the social services of general interest.

The main measures and actions related to the achievement of the priority objective "the general increase of the standard of life of the population and the encouragement of the incomes coming from work by facilitating the occupation and promoting inclusive policies" were carried out by the National Employment Agency. By occupational programmes, it carried out measures for the following purposes:

- to prevent and reduce the long-time unemployment by granting benefits to unemployed who were taken on before the expiry of the unemployment benefit period,
- to arouse the mobility by subsidies granting measures for the manpower engaged in provisional occupational programmes;
- to reduce the unemployment among the young persons aged less than 25 by enforcing employee incentive granting measures to education graduates, professional counselling, professional training classes, consultancy for setting out small businesses;
- to increase the manpower quality and to ensure the permanent professional development by organising classes also for the persons having ceased their activity, so that upon they resume work, they are able to fulfil their duties, and on the other hand, to vary the professional skills with a view to facilitating their integration on the labour market;
- to provide the professional development by organising classes also for the persons carrying out activities in the rural environment, for the employed, at their request or at the employer's request or for the imprisoned persons who must serve another 9 months of their prison sentence at the most;
- to increase the employment chances of the persons with special needs by measures involving the granting of incentives to employers who take on unemployed aged more than 45 years, disabled persons, single parents supporting one-parent families;
- to ensure a personalised support for persons coming from social care institutions by concluding solidarity agreements and identifying insertion employers;
- to extend the active life by measures aiming at arousing the employers who take on unemployed who have 3 years until fulfilling the conditions allowing them to request the early partial retirement, the early retirement or in relation to the normal retirement, according to the law;
- to develop the entrepreneurial skills of the job seekers by providing consultancy and assistance services in order to set up a new business, as well as by granting advantageous interest credits for the purpose of establishing new workplaces;
- to reduce the regional discrepancies regarding the employment / unemployment ratio by increasing the potential of economic development and of creating new

workplaces at local level, including as a result of granting credits under advantageous conditions,

- to ensure equal chances between women and men on the labour market.

A novelty in 2006 regarding the development of employment policies consisted in "Programme 180" intended for cities in areas that have been declared disadvantaged as well as for cities in areas that have a high unemployment rate (more than 40,900 persons). This programme includes two sub-programmes:

- ⇒ The Jiu Valley sub-programme – intended to increase employment and to improve living conditions in this area, a programme that planned the employment of minimum 7,840 persons;
- ⇒ The Danube Delta sub-programme – a special programme that planned the employment of 85 persons.

The general objective for employment in 2007 was the employment of at least 400,000 persons. Considering the regional disparities in the employment area, as well as the social-economic situations typical of certain areas, Programme 15 was implemented – intended for cities in the rural and urban environment – 16,000 persons, a programme that includes two sub-programmes:

- Programme 25 for urban cities – intended to increase employment and to improve living conditions in this area, a programme that planned the employment of at least 9,985 persons;
- Programme 125 for rural cities – a special programme that planned the employment of 6,015 persons.

As a result of the implementation of the employment programme, 506,804 persons were employed in 2007, of whom 477,572 persons were employed due to the sole effort of county/municipal employment agencies. This means a growth of the employed population by 19.39% compared to the proposed target, that is 400,000 persons that are expected to be employed in 2007, as well as 94.23% of all the persons employed in the reference year.

635,613 jobs have been identified for the purpose of accomplishing the national programme regarding the employment and maintaining of the highest degree of employment possible for persons registered with the county employment agencies.

Considering that the number of persons registered as seeking a job was 1,083,491, of whom 1,060,578 unemployed and the number of those employed was 506,804, the "degree of employment of persons seeking a job" index came up to 46.78% in 2007, at a national level, compared to the estimated 40% for the period in question.

Employment stimulation measures financed from the unemployment insurance budget:

During 2007, 618,527 job-seekers received professional information and counselling services, of whom 470,296 were newly registered persons (56.19% men and 43.81% women) and 148,231 persons who had returned from counselling. Compared to 2006, when 126,121 newly registered persons received counselling, in 2007 their number increased by 322,065 persons.

As a result of participating in professional training and counselling services, 41,410 persons were included in professional training classes, 3,703 persons received consultancy for the start up of an independent business and 96,450 persons were reinstated on the labour market.

The implementation of the "From school to professional life to career" programme, which included 1,782 individual and group information and counselling sessions, focused on the improvement of employment opportunities by means of professional information and orientation activities for students in final years of high school and future graduates.

During 2007, 48,201 persons with special needs received professional counselling services, which means 56.6% of all the persons with special needs registered in the records of regional employment agencies.

Professional training is an essential active step for the completion of the professional profile of any person seeking a job, bearing in mind that two specific objectives are achieved by means of ensuring the growth and diversifying professional skills for the unemployed: meeting the immediate demands on the labour market and improving the employment opportunities for the unemployed.

Considering that the short and medium term strategy for permanent professional training for 2005 – 2010 proposes a gradual increase in the number of participants in the educational or training process for 2007, the National professional training plan projected the organisation of 2,784 professional training classes for at least 55,000 persons who receive free professional training classes according to the current legal framework.

In 2007, 46,999 persons were included in free professional training programmes, which means 85.45% of the persons planned to participate in trainings in 2007. 42,234 of them were unemployed, which surpassed the planned number by 3.5% and 4,765 persons, other than the unemployed, received free professional training services, which means 33.6% of the planned number.

67% of the persons attending trainings graduated in 2007, considering that many of the training programmes started in 2007 shall be completed in 2008. Out of the 42,234 unemployed persons registered for classes started in 2007, 28,033 persons graduated and 6,631 persons out of those were employed, which means 24%. 3,531 persons (74%) graduated out of the 4,765 persons receiving free classes, other than the unemployed.

For 2007, the professional training efficiency criterion was “the employment of at least 50% of those who graduate within 12 months from their graduation examination”, which explains the annual graduates’ employment percentage. The final assessment of the efficiency criterion of professional training classes for 2007 may take place upon the expiry of the 12-month deadline starting from the graduation examination of the final professional training programme in 2007. The same efficiency criterion was set for 2006 and its assessment could take place for the training programmes started in 2006, whose 12-months deadline

expired in 2007. thus, the employment percentage of persons who have graduated is 58%, compared to the planned 50%.

For the professional training activity in 2007, there has been set the “unemployed persons’ rate of attendance to professional training classes” index, with a 12% achievement level. The 2007 results show that there was an increase in the participation in professional training, as the level of this index was 13.79%.

The 46,999 persons who received free professional training were included in 2,486 professional training programmes, out of which 2,229 professional training programmes were designed for the unemployed, 104 classes were organised for imprisoned convicts and 137 classes were organised by business enterprises.

In 2007, through the professional training centres within the National Employment Agency, 81 professional training programmes were organised for persons who do not receive free professional training services. The total of participating persons who do not receive free classes was 3,645 persons (360 persons from employers’ own personnel, 3,285 were other interested persons), out of whom 2,225 persons graduated (209 persons from employers’ own personnel, 2,016 were other interested persons).

The willingness to participate in a form of training was showed by persons aged 35 to 45 (31.44% of all the unemployed persons attending classes). It is noticeable that young persons and persons above the age of 45 find it more difficult to accept a new professional reinstatement, displaying poor flexibility.

In 2007, the National Employment Agency developed a series of specific programmes addressed to underprivileged persons with a view to promoting their integration within the labour market. The following are among the target groups addressed by these programmes: poorly skilled youth, elderly, disabled persons, Roma persons, persons in the rural environment etc. the improvement in the chances of instatement on the labour market is influenced by enabling the access of these groups to professional training in order to acquire the skills they need.

Professional training classes started in 2007 also included persons pertaining to groups that are underprivileged on the labour market, which include:

- Long term unemployed persons, 3,104 of whom:
 - adults above the age of 25: 2,246 persons;
 - young persons below the age of 25: 858 persons;
- 21,147 persons who perform activities in the rural environment (of whom 20,992 unemployed);
- 106 disabled persons;
- 1,613 Roma persons;
- 1,744 imprisoned persons;
- 2,800 employed persons who are included in training classes with a view to head off unemployment (Art.481).

The sectors of activity most of the professional training programmes have been organised for and which included the most persons are: agriculture (growing of crops and breeding of animals), trade (commercial worker, seller-merchandiser), construction work (stonemason, construction structure worker), electrotechnics, automatics, electronics, computer science/information technology (data entry operators and network operators), food, beverage and tobacco industry and services (waiter, cook).

Professional training programmes financed in 2007 from the unemployment insurances budget were organised both through own regional professional training centres or within county employment agencies and through authorised suppliers of professional training whom the agencies concluded agreements according to the law.

Stimulation of employment for graduates of educational institutions

Starting 2007, as a result of legislative changes, the stimulation of employment for graduates took on new meanings as it focused on both segments of the labour market: employer and graduate

Subsidies granted to employers for hiring graduates of educational institutions, differentiated depending on the level of studies graduated by the employee, made an important contribution to the employment of young persons who were on the agency's records.

Using all the mass-media regarding the active steps addressed to young persons, information and counselling with respect to the career of high-school students in their final years of study, job fests for graduates enabled the employment of 26,645 graduates, that is:

- 12,182 graduates (45.71 %) through conclusion of individual labour agreements with indefinite duration, by means of job subsidisation;
- 14,463 graduates (54.28 %) through conclusion of individual labour agreements with indefinite duration but with no job subsidisation

Out of the 12,182 graduates employed due to the job subsidisation measure, 1,624 are 8th grade or arts and crafts school graduates; 5,412 are high school or post-high school graduates and 5,146 are university graduates.

The highest percentage of employment of young graduates on record was in the following counties: Dolj (1,426), Arges (1,106), Arad (1,055), Bucharest (1,021) and the lowest was in the following counties: C I r a i (219), Giurgiu (179), Ilfov (23).

An important contribution to graduates' employment was made by the organisation at a national level of the Graduates' Job Exchange on September 22nd, 2007.

Of the 25,663 participants to the job exchange, 11,367 graduates were selected to be employed, of whom 3,712 were integrated within the labour market.

Beginning with 2006, young graduates of compulsory general educational institutions who become full-time employed and do so for more than 12 months, receive a non-taxable signing bonus that equals a minimum gross base salary guaranteed at a national level, applicable at the time of employment. In 2006, 5,429 young graduates received such signing bonuses. In 2007, 6,044 educational institution graduates received this signing bonus.

Granting favourable loans

Although the employment stimulation measure by means of granting loans from the unemployment insurances is not as appealing as in the past years due to the evolution of the banking interest market, the agency contributed to the start up and development of businesses that led to the creation of new jobs within the national economy. As a result of loans with favourable interest, granted for the purpose of creating new jobs, 879 persons, of whom 587 unemployed, were employed in 2007. In counties with a high unemployment rate, 762 persons were employed in the newly created jobs due to the granting of loans with an interest of 25% of the National Bank's reference interest, which means 86.68% of all persons who were employed by means of this active measure at national level.

The most jobs that were offered as a result of loan granting were in the following counties: Hunedoara (113), Harghita (100), Vâlcea (86), Bac u (82), Suceava (50) and Bistri a (50).

It is relevant that, regarding the value structure of loans granted for the creation of new jobs, production activities tip the scales at 69.27% of the entire granted value, while services come up to 19.30% and tourism comes up to 4.60%.

The 69.27% were granted for the following sectors: the processing industry in general, while wood industry and constructions cover most of the sums granted under the form of loans with favourable interests, which shows that jobs were created mostly in sectors with relatively high added value.

Hiring the unemployed prior to the expiration of the allowance period.

For the purpose of preventing the long-term unemployment and encouraging the unemployed to find a workplace before the allowance period, the financial resources required for granting benefits to 24,665 unemployed persons, of whom 11,251 women were ensured. The structure per age groups for those who receive allowances for employment prior to the expiration of the unemployment allowance is as follows:

- 1.305 persons under the age of 25;
- 4.659 persons with ages between 25 – 35;
- 9.002 persons with ages between 35 – 45;
- 9.699 persons above 45.

This measure proved to be more efficient with persons pertaining to age groups between 35 – 45 and above 45, which shows that older persons are more interested in becoming employed as soon as possible after finding a work position.

The 28,014 unemployed persons who were hired due to this employment stimulation measure represent 15,7% of the average annual number of the unemployed persons who receive allowances and 9.9% of all the 282,783 unemployed persons who are hired for an indefinite period of time.

Employing persons above the age of 45 or unemployed persons who are sole providers of single parent families:

Unemployment of persons above 45 or unemployed persons who are sole providers of single parent families continues to be one of the most important problems of the labour force market.

In 2007, 101,053 persons above the age of 45 or sole family providers were employed, of whom 21,862 persons were employed by means of granting allowances to employers who

hire persons belonging to these categories (21,046 above the age of 45 and 816 sole providers of single parent families).

Depending on the length of individual labour contracts, the structure of persons who belong to this category is as follows:

- 56,565 persons with indefinite duration work agreement, without job subsidisation;
- 22,626 persons were employed with definite duration work contract.

Employment by means of stimulating labour force mobility

Geographical mobility is stimulated by granting employment or accommodation bonuses, as the case may be. This may be a solution to cover labour force shortages in certain areas, regions and sectors of activity. However, the stimulation of geographical mobility seen from the point of view of occupation of a working position has not produced outstanding effects, due to various reasons: low wages, limited housing possibilities, the mentality according to which residing in the place of origin is necessary etc.

Although there have been possibilities to finance at least 3,595 persons, the planned number of persons to be employed under this measure within the scope of the programme, only 3,098 persons have been employed by means of granting mobility bonuses and those who have changed their place of residence somewhat tipped the scales as follows: 1,424 persons as a result of becoming employed in a city located farther than 50 kilometres away from the city in which they had resided and 1,674 persons who changed their place of residence as a result of their employment.

From the point of view of age, the measure had almost the same effect and the beneficiaries of this active measure are grouped as follows:

- 659 persons under the age of 25;
- 892 persons between 25 and 35;
- 781 persons between 35 and 45;

- 766 persons above 45 years old.

Granting support and consultancy services for the start-up of an independent activity

In the context of the policy of encouraging access to entrepreneurial activities for insured persons in the system, the agency, either by means of own efforts or by means of suppliers of specialised services, took measures to provide free support and consultancy services for the start-up of freelance activities by the unemployed. In 2007, these services were provided, on request, to 13,144 persons.

The number of those who have not managed to start up a freelance activity or own business as a result of support and consultancy services for the start-up of an independent activity or for the start-up of a business, came up to 581 persons (of which 235 women), significantly below the planning for 2007. This situation is mainly caused by the fact that the offer of business support and consultancy suppliers is modest and focuses mainly on the areas of great cities, where the unemployment rate is generally low but also by the impossibility of those seeking a job to initiate and perform freelance activities. The structure of the unemployed persons according to the agency's records according to the educational and skill levels certify this conclusion.

Temporary employment of unemployed persons for the performance of works and activities of interest to local communities

The National Employment Agency supports communities by means of implementing programmes whose purpose is to provide temporary employment for unemployed persons in local development services. In 2007, 53,007 unemployed persons, of whom 17,080 (32,22%) were employed for a definite duration of at least 6 months within such programmes. As a result of this measure, most workplaces were occupied in the following counties: Buz u (6.922), Hunedoara (3.960), Cara Severin (3.131), Vaslui (2.322) and Ia i (2.099).

Out of all the persons employed due to temporary labour force employment programmes, 19.7%, that is 10,440 persons, belong to categories of persons with genuine difficulties in

their reinstatement on the labour market, as follows: 5,558 long term unemployed persons, 4,486 Roma, 36 disabled persons.

In cities that have been declared disadvantaged, 7,040 unemployed persons were temporarily given jobs, which means 13.28% of all reinstated unemployed persons at national level. In these cities, temporary employment within services of interest to the community meant both an alternative for the unemployed who have genuine reinstatement difficulties on the labour market and professional mobility difficulties and a contribution, if only for a limited period of time, to heading off long term unemployment and to gaining income from work, income necessary to face living expenses. At the same time, it contributed to the reduction of seasonal labour force phenomenon, caused by certain economic activities.

Labour mediation

391,882 persons of whom 294,786 women were employed by means of mediation services. The labour mediation activity was obviously supported by the organisation of job fairs.

2007 was the second year in which the flexibility of this measure provided by the Governing Agenda was ensured and only two general fairs at national level (for all categories of persons looking for a job and for educational institutions graduates) were to be organised, as well as however many other fairs would be necessary at a local level.

Except for the two general fairs, special fairs were organised for Roma and for young persons who have left the child support system. At local level, various fairs were organised, on market request, for: women, various skills (textile manufacturers, glass blowers, public clerks, builders, leather goods manufacturers, sales workers, nurses, wood processors) and sectors of activity, those subjected to collective lay-offs, disabled persons.

23,762 persons were employed by means of job fairs organised in 2007.

In order to suit the needs of those who receive services in the category of persons of Roma ethnicity, as well as the category of those living in the rural environment, the agency continued the endeavours of informing and providing specific services, straight to the communities, by means of employment caravans started in 2005. Beginning mid 2007, the employment caravan took place based on a new philosophy, i.e. the implementation of professional counselling activities was attempted by means of using specific questionnaires.

Results achieved in 2007 as a result of the performance of this action are as follows:

- Employment caravan for the Roma

46,545 Roma persons of whom 19,637 women took part in actions performed by the regional agencies in Roma communities. 9,995 persons received counselling, of which 4,279 women. Also, 17,196 persons (6,583 women) were registered in the database and 3,753 (1,199 women) persons were employed. 13,847 persons of whom 5,363 women were programmed to be included in other active measure programmes.

- Employment caravan in the rural environment

Activities were performed in all 2,827 towns in the rural environment planned in the official statistics and some towns were subject to several visits. 41,193 persons participated in the caravan and the number of newly-registered persons in the database came up to 32,733. 19,188 persons received counselling and 13,571 persons were employed. 25,690 persons were registered for various active measures, which means 78% of those registered as a result of the caravan.

Customised social support for youth exposed to the risk of social exclusion

In 2007, in order to ensure the social support set forth in Law no. 116/2002 regarding the prevention and elimination of social exclusions, 2,212 solidarity agreements were concluded and 1,076 slotting employers were identified. During 2007, 2,476 persons received professional mediation and counselling in the categories of youth exposed to the risk of social exclusion.

1,976 persons were employed (of whom 144 for an indefinite duration) as follows: 240 young persons from foster care centres and child reception centres within specialised public services and authorised private authorities in the field of child protection (12.1%); 93 single young persons with children in their care (4.7%); 227 young married persons with children in their care (21.6%); 348 young married persons with no children in their care (17.6%); 1 young married young man who has served time in prison (0,1%); 867 persons from other categories of youth facing difficulties (43.9%).

An important contribution to the employment of persons facing the risk of social exclusion was made by the job exchange for young persons leaving the child support programme, to be organised by October 31st of 2007, according to the labour market demands.

This exchange was organised by 29 county employment agencies and by the Bucharest Agency. 494 companies took part at national level and they offered 7,718 jobs. 2,967 persons participated and 998 of them were selected with a view to employment, while 253 young persons who have left the child support system were employed.

Active measures financed under the BIRD RO 4616 loan:

By means of the Labour Force Redistribution Programme, co-financed under the BIRD RO 4616 loan, 44 active measures agreements were concluded in 2007, of which:

- 37 agreements were concluded in order to implement active unemployment elimination measures benefiting civil personnel who was laid-off;
- 7 agreements were concluded in order to implement active unemployment elimination measures benefiting personnel laid-off from units in the Ministry of National Defence.

Of all the 44 agreements concluded, 22 agreements were finalised and 22 are still continuing, pending their finalisation in 2008.

Within the framework of the agreements concluded and finalised in 2007, 1,001 persons were included in active measures and 200 persons were employed upon the end of the programmes.

This programme suffered a decrease in intensity due to the increasingly scarce financing and is currently in its final phase as the amounts destined to it have been almost entirely spent (as in the case of measures destined to civilians) and also due to the small number of eligible personnel within the ministry of National Defence or due to requests for measures that cannot be enforced because there are no suppliers of specialised services as the entire programme was based on contracting services.

Unemployment prevention measures

In order to appease social tensions created by the state of uncertainty and anxiety generated by the loss of the working position for persons who face the risk of becoming unemployed either as a result of restructuring certain economic activities, or due to personal causes, county agencies have offered pre-laying off services according to the provisions of the law.

At national level, the following were organised and were operational in 2007:

- 45 support committees for employees who would be laid-off, composed of representatives of employers and representatives of representative union organisations;
- 34 transition centres that offer an organised framework in order to provide pre-laying off services in a fast way.

Based on a partnership agreement concluded with SC PETROM SA, 15 transition centres have been established, divided onto the territory according to the company units that have entered a restructuring process that caused collective lay-offs.

At a national level, the number of participants in each type of pre-laying off service is as follows:

- 24.618 persons participated in information sessions regarding the legal provisions as to protection for the unemployed and providing employment and professional training services;
- 23.852 persons participated in support services regarding employment in available workplaces;

- 19.796 persons participated in training as to procedures of searching for a new workplace;
- 1.062 persons have received professional counselling and reorientation.

As a result of the implementation of unemployment prevention services: 1,924 persons were employed within 30 days as from their laying-off, 1,073 persons were included in qualification/re-qualification classes following their laying-off and 31 persons set up their own business within 60 days from the end of the counselling services which they participated in.

At the same time, the projects financed with external funds focused on strengthening the institutional capacity of the National Employment Agency in the following important areas:

- counselling for disabled persons;
- stimulating private initiatives and developing businesses by granting micro-loans;
- collaboration with European public employment services;
- developing a training system for own personnel.

Social Sector Development Project (whose management unit is within the Ministry of Labour, Family and Equal Opportunities), which is carried out with founding from the IBRD - RO 4616 loan, has the following objectives:

1. "Counselling services for disabled persons" :

The project begun in 2004 and shall end mid 2008. Its purpose is, on the one hand, to develop the employment agencies' capacity to provide counselling and mediation services to persons with disabilities by setting up 8 counselling pilot sites in the 8 development areas and, on the other hand, to increase employment opportunities for disabled persons in Romania by providing customised support both for the disabled persons and for the employers.

During 2007, the following main activities have been accomplished:

- improved collaboration at local level between various public or private institutions that perform activities related to the protection of disabled persons. The National Employment Agency has concluded a partnership agreement with S.C. GENPACT ROMANIA S.R.L. (a company currently operating in Bucharest, in the Business Process Outsourcing field – providing technological solutions and business services for multinational companies in the areas of: IT, Finance and Accounting, Acquisitions, Commercial Services etc.);
- devising a public awareness campaign regarding disabled persons in order to increase visibility of services offered by the National Employment Agency for this category of beneficiaries. The national campaign release conference took place on September 28th, 2007 and was followed by meetings with all social partners of the ANPH (National Authority for Disabled persons), of local authorities, Employers' Associations, unions, specialised non-governmental organisations' representatives etc;
- training the personnel that provides counselling and mediation services for disabled persons in the 8 counselling pilot sites;
- setting up a network of volunteers from specialised non-governmental organisations that collaborate with the National Employment Agencies (counsellors and mediators) personnel in the purpose of providing specialised services to disabled persons and to employers who are interested in hiring persons of this category;
- approving the organisation of other 12 counselling sites for disabled persons, in order to expand the experience to other counties, in the final purpose of implementing this project at a national level.

2. "Micro-loan funds"

The project began in 2005 and is to be finalised in 2008; the amount provisioned for granting micro-loans with a view to support the employment programmes is USD 12 million.

The micro-loan programme is addressed to natural persons who wish to develop a small business, to family associations and small enterprises and it is compatible with the

programme of granting favourable interest loans out of unemployment insurance budget according to Law no. 76/2002, as subsequently amended and supplemented. A micro-loan fund of 1 million Euros was set for every Euro-area.

In 2007, 1,457 micro-loans were granted amounting to a total of USD 4,683,184, with the following situation per each area:

- Area 7- Centre - 322 micro-loans, amounting to USD 1,531,650;
- Area 2 South-East - 130 micro-loans, amounting to USD 1,651,900;
- Area 5 West - 330 micro-loans, amounting to USD 1,362,450;
- Area 3 South - 283 micro-loans, amounting to USD 1,679,650;
- Area 6 North-West - 239 micro-loans, amounting to USD 1,470,034;
- Area 1 North-East - 105 micro-loans, amount USD 1,394,500;
- Area 8 Bucharest -Ilfov - 48 micro- loans, amounting to USD 728,800.

The result of granting micro-loans materialised in the support and consolidation of 3,019 working places already existing in the economy and the creation of 94 new jobs.

3. "Professional training centres"

They are developing as a continuation of the component with the same name in the Employment and Social Protection project and are expected to finalise in 2008. The purpose is to develop the ability to provide professional training services by means of the modernisation of own centres in the structure of the National Employment Agency and the creation of new ones. In 2007 the project went on to the process of acquisition of equipments with a view to equip these centres. By 31.12.2007, out of the amount granted to the objective, namely USD 8.61 million, approximately USD 4.2 million were spent, of which approximately USD 1.4 million in 2007.

The "Public and Private Services: onto a quality insurance system" project, initiated by the Italian Ministry of Labour and Social Policies and financed by the European Commission, aimed at the elaboration of a set of general rules regarding the system of ensuring total quality as to the selection, assessment and monitoring private employment

services. The National Employment Agency has actively participated in a series of activities performed in 2007, among which: a working seminar and the Final Project Conference, organised in Rome.

The “Support for the Internalisation of the Public Employment Service” SISPI project, carried out by the Italian Ministry of Labour and Social Policies, took place within the National Operational Programme “Information and Counselling Services Exchange for the International Support of the Public Employment Service”, the National Employment Agency is represented by the County Employment Agency in Timis and Mehedinti, as partners. In this context, National Employment Agency representatives actively participated in a series of work reunions and seminars organised in Italy. In addition, the president of the National Employment Agency presented the participation of Romania in this project at the Final Conference held in Rome in September.

In 2007, the implementation of the Programme regarding the Mobility of Active Life (WLMP) began; this is a three-year (2007-009) cooperation programme, financed by the Swedish Government and implemented by the National Labour Market Council (AMS) – The Swedish Public Employment Service. All twelve new EU member states, as well as Croatia, Macedonia and Turkey were invited to take part in this Programme.

The main aim of the Programme regarding the Mobility of Active Life is to contribute to steady employment and to improve labour markets by developing the knowledge and practical instruments in order to efficiently manage geographical and occupational mobility.

National Employment Agency representatives took part, in 2007, to a seminar organised in various countries, within each of the following projects within the Programme regarding the Mobility of Active Life:

- Identification of available jobs: cooperation with employers (Romania is a host country);
- Industrial mobility and restructure;
- Facilitation of geographical mobility;

- Professional orientation;
- Various models for the employment services;
- Employment services and mobility in the entire EU.

The Romanian – Dutch “Monitoring and Assessment of Employment Policies” project, financed by the Dutch Ministry of Labour and Social Affairs and implemented by means of the SEOR consultancy company, began in 2007, pending continuation in 2008. The project aims at the development of the Agency’s ability to monitor and assess employment policies and, implicitly, employment stimulation measures through methods that have a direct impact on employment. 7 county employment agencies are involved in the pilot – project. The project found substance in 2007 by means of a visit of study in The Netherlands and a working seminar in Romania.

The technical support “Improvement of Social Security for Migrant workers” Phare project (initiated by the Ministry of Labour, Social Solidarity and Family and released in June 2006) with support from the Dutch Ministry of Social Affairs and Employment continued during 2007. The project aimed at the development of the management capacity of the institutions involved in the coordination of social security systems under the authority of the Ministry of Labour, Family and Equal Opportunities and, respectively, of the National Employment Agency and National House of Pensions and Other Social Insurance Rights. From the National Employment Agency’s point of view, the general objective of the project is to prepare for the coordination of unemployment insurance systems for persons travelling within the EU in order to work. In 2006, 6 trainers were trained, 84 clerks were skilled, two for each county employment agency and for the Bucharest employment agency and the technical specifications were elaborated in order to equip the National Employment Agency with specific equipments and software. The IT application for the registration of unemployed persons who fit into the provisions of (CEE) 1408/71 and 574/72 Regulations regarding the coordination of social security systems was finalised and tested in 2007 and the necessary equipment and training were provided to the users.

The Blaj “Centre for Social Support and Professional Training for the Roma” project, in collaboration with the United Nations Development Programme (UNDP), being co-financed

through UNDP from the Swedish Government, aimed at developing the ability to provide information, counselling, mediation and professional training services to persons of Roma ethnicity. It is performed in collaboration with local authorities, so that the integration of social services is ensured at a community level.

The “Integration of the National Employment Agency in the EURES Network” project, financed by Phare 2006, with an eight-month duration, for which the technical support agreement was executed in November 2007, aims at strengthening the institutional capacity of the National Employment agency, taking into consideration the transposition of the community background to the field of labour force circulation, especially regarding the EURES network and it also aims at ensuring the compatibility of the National Employment Agency's information system (hardware and software) with the demands of the EURES system.

At the national economy level, jobs were also created by means of the initiation of active measures programmes at a transversal level, by means of projects that are supported technically, financially and by other ministries or agencies.

It should be underlined that the National Agency for the Development of Mining Areas has had a significant contribution to the development of employment programmes, industrial parks and business incubators. Thus, in 386 cities affected by restructuring the mining sector, financial stimulants amounting to USD 1,200/year/person were granted to entrepreneurs who hired persons who had been laid-off. The total amount of funds distributed came up to USD 8,562,000 and the newly created jobs came up to 7,135.

Another important project of the National Agency for the Development of Mining Areas is the “Support for Entrepreneurs and Management of Business Centres/ June 2006 – June 2009”. The aim of this programme is to manage Business Incubators (Business Centres) in 10 cities with mining characteristics (Leurda – Gorj county, Lonea – Hunedoara county, Câmpulung – Arges county, Baraolt – Covasna county, Rodna – Bistrita Nasaud county, Nistru – Maramures county, Varzari – Bihor county, Teliuc – Hunedoara county, Anina i

Moldova Noua – Caras–Severin county). The total value of the programme is USD 4,1 million (of which USD 1 million is the Romanian contribution, co-financing budget).

One must underline the fact that, up until this moment, 95 companies that created 559 jobs have been incubated.

2.2. Facilitating the access to resources, rights and services (specific objective 2)

2.2.1. Access to social benefits:

In the field of social benefits, the reference period was marked by the introduction of new programmes for family support. The programmes were focused on families because the authorities deem that the concept of “family” reunites in a form or another all the persons’ needs, starting from the children’s needs up to the needs of the elderly. Thus, the newly established ministry covers all the problematic related to the family protection, aiming therefore at drawing up policies targeting all the persons facing a high risk of social marginalisation and exclusion (child, disabled person, family as a whole and all types of structures in which the young persons in difficulty, dependent elderly, poor, etc. may be found).

At the same time, we must remind the fact that during the reference period the already existing programmes have been continued, the main changes consisting in the increase in the value of the benefits based on the of the consumer price increase index.

The Law no. 416 / 2001 regarding the minimum guaranteed income, as subsequently supplemented and amended refers to the fulfilment of the obligations undertaken by Romania upon the ratification of the reviewed European Social Chart, namely the provisions of Art. 13 regarding the right to social and health assistance, meaning that any person who does not have enough resources and who is unable to procure them by his/her own means or to receive the same from other source, should be able to benefit from proper assistance.

The levels of the minimum guaranteed income provided for by the law have been correlated to other types of incomes gained by the population (gross minimum base salary, unemployment indemnity) and based on the number of the family members.

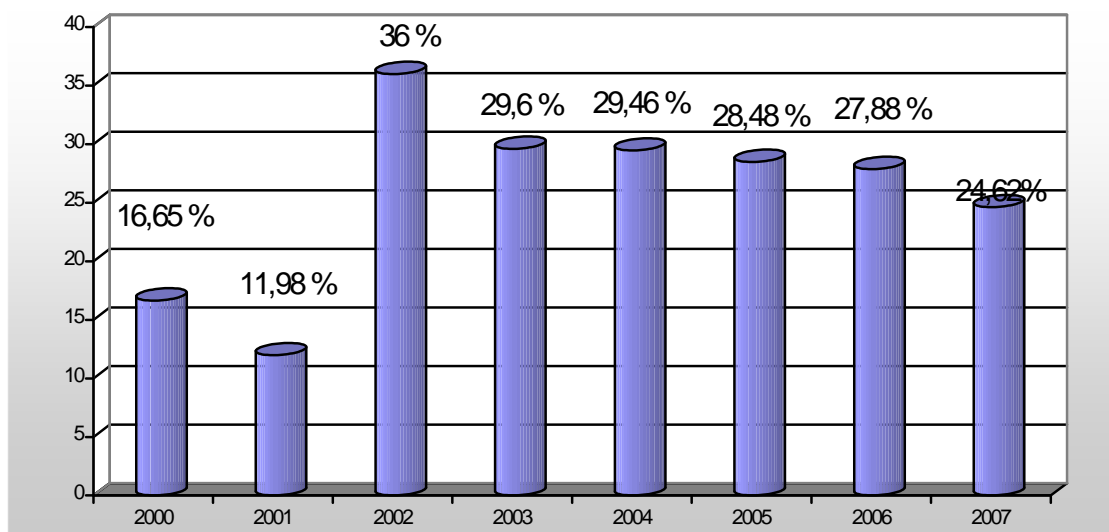
The monthly levels of the minimum guaranteed income based on the family structure initially set forth in the law, have been indexed by government decisions on the indexation of the monthly level of the minimum guaranteed income.

The level of the minimum guaranteed income granted to a single person

2000 – 2007

YEAR	The level of the minimum guaranteed income granted to a single person (ROL)	Gross minimum salary (ROL)	MGI weight in the gross minimum salary (%)
2000	166,500	1,000,000	16.65
2001	166,500	1,400,000	11.98
2002	630,000	1,750,000	36.00
2003	740,000	2,500,000	29.60
2004	825,000	2,800,000	29.46
2005	883,000	3,100,000	28.48
006	920,000 (RON 92)	3,300,000 (RON 330)	27.88
2007	960,000 (RON 96)	3,900,000 (RON 390)	24.62

Evolution of the weight of the minimum guaranteed income level granted to a single person in the gross minimum salary
2000 – 2007



Based on the comparative analysis of the number of social aid applications, one can notice that they showed an increase tendency until the end of the year 2004, and afterwards their number started to decrease and by the end of 2007 was below the level of the year 2002 by approximately 26%.

Comparative number of social aid applications
during the period 2002 –2007

2002	2003	2004	2005	2006	2007
390,618	392,508	422,157	383,442	337,246	289,535

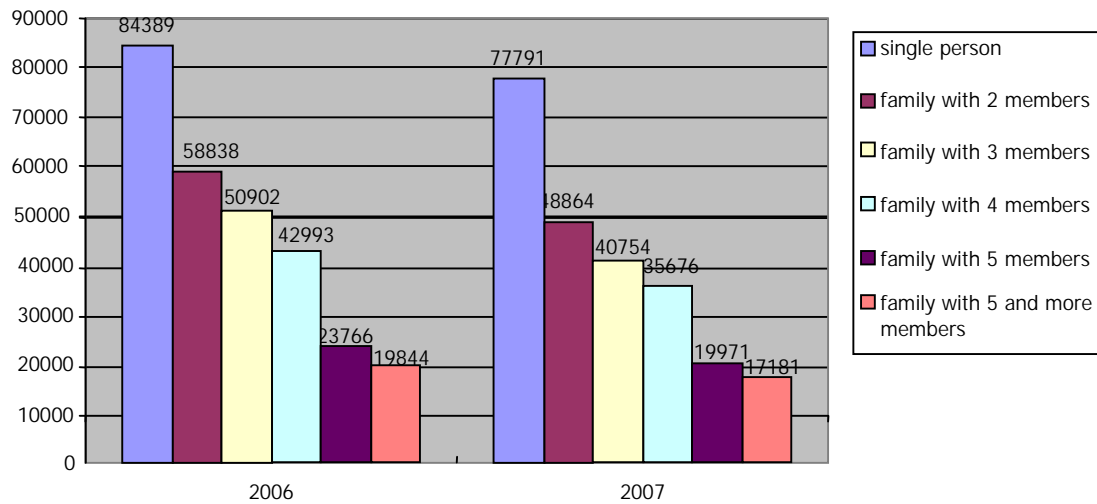
Source: Ministry of Labour, Family and Equal Opportunities

Distribution of the amounts paid by development regions as compared to the total
amount paid for this benefit.

Development regions	YEAR 2006				2007			
	Monthly average number of paid aids	Total number of paid aids as from the beginning of 2006	TOTAL paid amounts year 2006 - RON -	% paid amounts from total country	Monthly average number of paid aids	Total number of aids paid in the 2007	TOTAL amounts paid in 2007 - RON -	% paid amounts of total per country
NORTH - EAST	50,082	600,990	90,624,268	20.20	47,184	566,214	34,437,584	18.50
SOUTH - EAST	46,880	562,556	69,818,622	15.54	41,569	498,839	31,441,744	16.89
SOUTH MUNTENIA	48,987	587,839	77,477,471	17.26	38,274	459,292	31,312,270	16.82
SOUTH – WEST OLTENIA	45,521	546,247	65,198,130	14.50	39,293	471,511	30,016,324	16.13
WEST	23,227	278,722	37,844,683	8.41	15,697	188,351	14,438,320	7.76
NORTH - WEST	29,752	357,012	45,083,431	10.03	26,206	314,478	18,717,257	10.06
CENTRE	31,165	373,980	54,058,918	12.03	27,517	330,197	21,635,312	11.62
BUCHAREST - ILFOV	5,119	61,429	9,127,504	2.03	4,496	53,946	4,127,339	2.21
TOTAL COUNTRY	280,733	3,368,775	449,233,027	100.00	240,236	2,882,828	186,126,150	100.00

Source: Ministry of Labour, Family and Equal Opportunities

The chart below presents the monthly average number of aids paid in 2007 as compared to 2006, based on the family structure:



One can noticed that the highest number of paid aids is recorded among the single persons, namely 32.4% of the total number of beneficiaries. At the same time, in the South-Eastern Region, the highest number of social aids is granted to single persons (13,773), while in the North-Eastern Region the highest number of aids is granted to families with 3 and more members (families with 3 members - 8,210, families with 2 members - 7,906, families with 4 members - 4,966 and families with more than 4 members - 4,793).

In order to support the families in need due to natural disasters, fires and accidents by the emergency aids granting programme³, in 2006 59,538 persons benefited from support, and thus RON 21.2 million (RON 4.2. million from the state budget, and RON 17 mil. from the local budget respectively) were spent. In the 1st quarter of 2007 a total number of 79,932 emergency aids (62,304 from the state budget and 17,628 from the local budget) was granted (the total amount spent being RON 31 mil.).

Most of the aids granted from local budgets were in Bucharest-Ilfov (18,269) and in the Western Region (8,988) followed by the North-East Region - 8,896 aids. In Bucharest 17,841 aids were granted and the county with the most aids was Hunedoara (8,151). The

³ Law no. 416/2001 regarding the minimum guaranteed income, as subsequently supplemented and amended

average aid at the national level was of RON 384.28, the highest average value of an aid being recorded in Braila County with an average value of RON 869.6, and also in Harghita County, with an average aid of RON 689.97 and Brasov County, in value of RON 677.22.

The highest number of aids granted from the state budget during 2007 was granted in the South-Eastern Region, namely 14,072 and Gala i County recorded the highest number of aids - 13,697. The average aid at national level was of RON 397.34, the highest value being recorded in Arge County, namely RON 45,000 (a sole aid being granted here).

At the same time, the families and persons who, at a specific moment, faced difficulties caused by poverty or the health condition, benefited in 2006 from 6,416 financial aids⁴ and the amount spent for this purpose was of RON 5.8 million. In 2007, the number of financial aids was of 4,820, the amount spent in this respect being of RON 6.63 mil. The Region with the most financial aids was Bucharest- Ilfov - 1,238 aids (Bucharest – 1,154 aids and the value of the average aid was of 1,934 RON), followed by the North-Eastern Region with 1,108 aids. The highest average value granted was recorded in the Bucharest- Ilfov region with RON 1,861, followed by the North-west region with 1,682 RON/aid (Cluj County granting financial aids having an average value of 5,625 RON/aid). In Covasna and Satu-Mare counties no financial aids were granted in 2007.

The families in difficulty as a result of the death of one family member may benefit from an aid in case of demise⁵, granted by the local public authorities. In 2006 such benefits were granted to 4,239 persons and the amount spent from the local budgets was of RON 1.1 mil. and in 2007 4,588 benefits were granted and the amount spent for this purpose was of RON 1.6 billion. The average value of the aid in case of demise granted in 2007 was of RON 340.4. Dâmbovi a County granted 282 aids, ranking first, but the highest average value of the aid was recorded in Ilfov county namely 653.8 RON/benefit.

⁴ Emergency Ordinance no. 118/1999 on the establishment and use of the Solidarity National Fund, as approved by the Law no. 366/2001

⁵ Law no. 416/2001 regarding the minimum guaranteed income, as subsequently supplemented and amended

Programme for granting the complementary family allowance and the support allowance for single-parent family⁶ had in 2006 the following results:

- the monthly average number of beneficiaries of complementary family allowance was of 651,666 and most beneficiaries are families with 2 children, namely 270,844.
- the monthly average number of beneficiaries of support allowance for single-parent family was of 244,845 and most of the beneficiaries are single-parent families with one child, namely 143,822.

Based on the analysis of the data related to the number of beneficiaries of complementary family allowance in 2006, one can notice that most of the families with 2 children which benefited from a complementary allowance come from the North-Eastern region, namely 73,109 families, most of them being from Suceava County - 15,293.

As the country level, the county with the most beneficiaries of complementary family allowance is also Suceava County, being followed by Iași, Bacău, Vaslui, Botoani and Neam Counties, proving that most of the beneficiaries of complementary allowance come from the North-Eastern region.

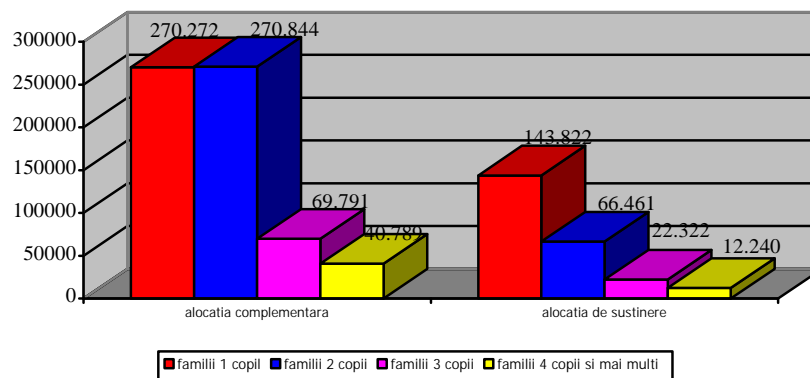
Most of the single-parent families with one child who benefit from support allowance are located in the South-Muntenia region, as compared to the Western region which records a small weight of single-parent families with one child and Bucharest-Ilfov region where the weight of the single-parent families is only of 2.79% of the total single-parent families who benefit from the support allowance.

At the same time, from the analysis of the situation in 2006 of beneficiaries of the support allowance for single-parent family, one can notice that in South-Muntenia region live most of the single-parent families with 2 children are from, unlike the families with 3, 4 and more children whose highest weight is recorded in the North-Eastern and Central regions.

⁶ Government Emergency Ordinance no. 105/2003 on the granting of the complementary family allowance and the support allowance for single-parent family, as approved by the Law no. 41/2004

In 2006, the average number of persons benefiting from the payment of the complementary family allowance and support allowance was of 896,511 and the amount spent for this purpose was of RON 481,838,546. The number of beneficiaries by types of allowances is showed in the table below:

	Complementary family allowance	Support allowance for single-parent families
Families with 1 child	270,272	143,822
Families with 2 children	270,844	66,461
Families with 3 children	69,791	22,322
Families with 4 and more children	40,789	12,240
TOTAL	651,666	244,845



Starting 1 January 2007, the value of the allowances regulated by the legal regulation has been increasing and is currently as follows:

	- RON-			
	Family with 1 child	Family with 2 children	Family with 3 children	Family with 4 and more children
Complementary family allowance*)	36	42	47	52
Support allowance for single-parent families	52	62	70	79

*) For the families who benefit from social aid the value of the complementary family allowance increased by 25%.

The income limit up to which these benefits are granted is of RON 176.

The analysis of the statistical data both at the level of 2006 and at the level of 2007 reveals the fact that the families with 2 children are the main category exposed to the risk of poverty and therefore the main beneficiaries of this benefit (41.36% from total beneficiaries of the complementary family allowance). The number of social aid beneficiaries who

received the complementary family allowance in 2007 was of 84,412, representing 15.3% of the total of complementary allowance beneficiaries.

Development Region	Monthly average number of beneficiaries of complementary family allowance	Monthly average number of beneficiaries of complementary family allowance, beneficiaries of social aid				
		Families with 1 child	Families with 2 children	Families with 3 children	Families with 4 and more children	TOTAL
North-East	168,141	7,141	9,739	5,759	5,163	27,802
South-East	73,898	4,197	4,969	129	1,501	12,796
South Muntenia	91,240	4,000	4,663	1,851	1,352	11,866
South-West Oltenia	76,408	3,730	5,517	1,795	923	11,965
West	31,494	1,150	1,100	645	620	3,515
North-west	75,023	2,125	2,345	1,473	1,520	7,463
Centre	55,412	2,659	2,790	1,575	1,307	8,331
Bucharest-Ilfov	5,228	241	261	94	78	674
TOTAL	576,844	25,243	31,384	15,321	12,464	84,412

As far as the support allowance is concerned, it can be noticed that 58.72% (129,895) of the beneficiaries are families with 1 child. The statistical data confirm the trend existing in Romania, i.e. the highest number of single-parent families is represented by the families with 1 child.

The number of beneficiaries of support allowances for single-parent family, based on the family structure (2007):

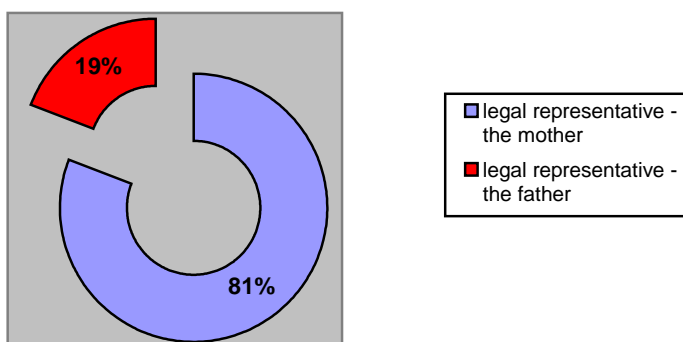
Support allowance for single-parent families	The average number of families who benefit from the support allowance for single-parent family, out of which:	Legal representative - father -	The weight of the number of beneficiaries of the allowance whose legal representative is the father in total number of beneficiaries
Families with 1 child	129,895	24,669	19.0
Families with 2 children	59,641	11,773	19.9
Families with 3 children	20,269	3,698	18.7
Families with 4 and more children	11,389	2,083	19.1
TOTAL	221,194	42,223	19.2

Source: Ministry of Labour, Family and Equal Opportunities

The number of single-parent families in which the father is the legal representative represents 19.1% of the total number of single-parent families who benefit from the support allowance. Despite this, the number of families in which the mother is the legal representative is much higher and this corresponds actually to the European trend,

according to which the courts entrusts the minors to the mother after a divorce. This situation is presented in the chart below:

Weight of the beneficiaries of the support allowance for single-parent family depending on legal representative:



These allowances are forms of support with special destination granted from the state budget and are not taken into consideration upon the establishment of other rights and obligations.

The child raising indemnity⁷ was introduced on 1st January 2006.

At the same time the relevant law regulates the delivery of another support measure, namely the monthly incentive as support measure of persons who return to their professional activity before their child turns 2 or 3 in case of a disabled child. The amounts of the benefits regulated by the law are differentiated as follows:

	2006	2007
Child raising indemnity	800	600
Incentive granted for resuming work	300	100
State allowance for child aged 2 or 3 in case of a disabled child	25*)	200

⁷ Government Emergency Ordinance no. 148/2005 regarding the family's support with a view to raising the child, approved with amendments and supplements by the Law no. 7/2007.

*) according to the Law no. 61/1993 regarding the state allowance for children, as further amended and supplemented

In the first year of implementation of the programme the results are:

- a. Child raising indemnity: average annual number of beneficiaries 186,342 with a value of RON 1,661.2 mil;
- b. Health insurance related to the child raising indemnity: 185,707 beneficiaries, RON 86.6 mil;
- c. Incentive: 11,369 beneficiary families, and the amount spent for this purpose in 2006 was RON 36.2 mil.

The highest number of beneficiaries of the indemnity were in the North-East region (30,086) followed by the North-West region (27,510). The counties with the highest average number of beneficiaries was, obviously, Bucharest (18,657), followed by Iasi (6,760), Timis (6,731) and Suceava (6,294).

The following results were recorded in 2007:

- a) Child care allowance: average number of beneficiaries - 189,990 with a value of RON 1.4 billion;
- b) Health insurances related to the child care allowance: 191,120 beneficiaries; RON 104 mil.;
- c) Incentive: 16,608 persons, and the amount spent was of RON 23.9 mil.;

The highest number of beneficiaries of child care allowance was recorded in the North-Eastern region, namely 29,379 persons, followed by the North-Western region with a number of 28,824 beneficiaries. Of the total number of persons who benefited from the child care allowance and incentive, 41,226 are men, representing 20%. In 2007, 8.74% persons resumed their work. In Bucharest the highest number of persons who resumed their work were recorded, namely 3,485 persons.

For the purpose of promoting the principle of equal opportunities between men and women, the benefit is also granted to the fathers. In 2007, a number of 41,226 fathers who take care of the child, representing 19.95 of the total beneficiaries was recorded.

Programme for granting the monthly foster care allowance⁸. In 2006, the monthly value of the foster care allowance increased from RON 78 to RON 82 and in 2007 this was indexed by 4.5%, according to the corresponding forecasted consumption price increase index, amounting thus to RON 86.

In 2006 the monthly average number of beneficiaries was 49,866 and the amount spent in relation to this benefit was RON 52.4 mil. In 2007 a monthly average number of 48,081 beneficiaries was recorded and the financial effort was of RON 54.9 mil. As for the foster care allowance granted to families who foster a disabled child, we must mention that the number of beneficiaries was of 6,049 and the value of the allowance increased by 50%, representing RON 129 in 2007. From the analysis of the statistic information for 2007 one can notice that most of the beneficiaries, namely families who fostered children, live in the North-Eastern region (9,859) and the county with the highest number of beneficiaries is Timiș (2,618), followed by Vaslui county (2,338) and Iași county (2,134).

The value of the state child allowance⁹ increased by 0,96% as from 1 January 2007, as a consequence of indexation, amounting from 24 RON/month in 2006 to 25 RON/month/child. At the same time, for children under 2 years of age, and under 3 years of age for the disabled children, the state allowance became 8 times higher than the initial value, amounting to 200 RON/month/child.

At the same time, the year 2006 brought a novelty as far as the legislation regarding the state child allowance is concerned for children under 18 and over 18 years old, who attend high school classes and professional school classes, consisting in the fact that it is granted based on the principle of universality, without being conditioned by the school attendance.

The results of this programme were:

In 2006:

- Number of beneficiaries: 4,270,759 children of whom: 2,791,576 children attending a form of education and 49,595 disabled children.
- Amount spent: RON 1,263.8 mil.

⁸ Law no. 272/2004 regarding the protection and promotion of the child's rights

⁹ Law no. 61/1993 regarding the state child allowance, as republished

In 2007:

- Number of beneficiaries: 4,207,244 children of whom 53,359 disabled children.
- Amount spent: RON 2.08 mil.

On 1 January 2007, a new programme for supporting the newly established families by means of a financial support¹⁰ in amount of EUR 200 was initiated, provided that each of the spouses are at their first marriage and have their domicile or residence in Romania, regardless the spouses' citizenship. The total number of beneficiaries in 2007 was 133,942 families for which RON 87.8 mil were spent.

The implementation of this measure had a special impact especially on the Roma persons, not only for the legality of the relationships, but also with respect to the issuing of the identity documents. Thus, the highest number of beneficiaries, following Bucharest with 9,200 families who received this benefit, is recorded in Dolj county, where a numerous Roma community lives, namely 6,222 beneficiaries, representing 4.65% of the total number of beneficiaries.

With a view to supporting the family, the programme regarding the newborn allowance¹¹ was continued and the total number of beneficiaries in 2006 amounted to 184,477, the amount spent being of RON 36.2 mil. In 2007, the results of the programme were: allowance granting to a total number of 187,457 beneficiaries, and the amount spent was of RON 37.88 mil. The benefit is granted once and is of RON 204.

At the same time, as from 1 January 2007 a trousseau is granted for each newborn child, free of charge¹² consisting in clothes, underwear and care products, in the amount of RON 150. This trousseau is granted once by the authorities of the local public administration, when the baby leaves the maternity or when the birth certificate is issued. In the first implementation year of the law 142,360 beneficiaries were recorded in total and the amount paid for this purpose was RON 21.36 mil. The development region with the highest number of beneficiaries was the North-Eastern region (27,756 beneficiaries, representing 19.49% of the total number of beneficiaries). With respect to the counties

¹⁰ Law no. 396/2006 on the grant of a financial support at the family establishment

¹¹ Law no. 416/2001 regarding the minimum guaranteed income, as subsequently supplemented and amended

¹² Law no. 482/2006 on granting newborn layettes

which granted the trousseau in decreasing order the following are recorded: in Bucharest municipality (12,686), Ia i (7,036), Prahova (5,588), Suceava (5,394) and Constan a (5,192).

With a view to observing the principle of reconciliation of the family life with the professional life, the employers granted nursery tickets¹³ to the employees whose children benefit from nursery services. Thus, as from the 2nd quarter of the year 2006, the value of the monthly amount was settled at RON 300 and in 2007 this value was of RON 330.

For the cold season 2006 – 2007 a new system for delivering the household heating aids¹⁴ was regulated, more flexible and with a positive impact on the increase in the disfavoured persons' standard of living. Thus, for the users of the centralised heating system whose monthly income per family member set forth by the law, a monthly aid is granted by setting-off the actual value of the thermal energy invoice (in %). Single persons benefit from a compensation higher by 10% and the families and single persons who benefit from the social aid the compensation is granted 100%.

The persons who use wood, coal, oil fuels for heating their homes received, starting 1st January 2007 the heating aids even if they do not benefit from the social aid, as initially set forth in the law¹⁵.

Amounts of the heating aid for the cold season November 2006 – March 2007

Heating aid	
	Compensation granted for the payment of thermal energy invoice - % *)
a) thermal energy supplied in the centralised system	90% (incomes per family member up to RON 125)
	80% (incomes per family member between RON 125 – 170)
	70% (incomes per family member between RON 170 - 210)
	60% (incomes per family member between RON 210 - 250)

¹³ Law no. 193/2006 on granting gift tickets and nursery tickets

¹⁴ Government Ordinance no. 57/2006 for the modification of the Government Emergency Ordinance no. 5/2003 regarding the granting of heating aids, as well as of some facilities for the payment of thermal energy

¹⁵ Emergency Ordinance no. 107/2006 for the modification of the Government Emergency Ordinance no. 5/2003 regarding the granting of heating aids, as well as of certain facilities for the payment of thermal energy

	50% (incomes per family member between RON 250 – 290)
	40% (incomes per family member between RON 290 – 345)
	30% (incomes per family member between RON 345 – 390)
	20% (incomes per family member between RON 390 – 440)
	10% (incomes per family member between RON 440 - 500)
	*) for single persons the compensation is increased by 10%
	*) for persons and families who benefit from the social aid the compensation is granted in proportion of 100%
b) natural gases	House heating monthly aid *)
	210 RON (incomes per family member up to RON 125)
	130 RON (incomes per family member between RON 125 - 170)
	110 RON (incomes per family member between RON 170 - 210)
	90 RON (incomes per family member between RON 210 – 250)
	70 RON (incomes per family member between RON 250 – 290)
	50 RON (incomes per family member between RON 290 – 345)
	35 RON (incomes per family member between RON 345 – 390)
	25 RON (incomes per family member between RON 390 – 440)
	15 RON (incomes per family member between RON 440 – 500)
c) wood, coal and oil fuels	House heating monthly aid *)
	46 RON (incomes per family member up to RON 125)
	42 RON (incomes per family member between RON 125 - 170)
	38 RON (incomes per family member between RON 170 – 210)
	34 RON (incomes per family member between RON 210 – 250)
	30 RON (incomes per family member between RON 250 – 290)
	26 RON (incomes per family member between RON 290 – 345)
	22 RON (incomes per family member between RON 345 – 390)
	18 RON (incomes per family member between RON 390 – 440)
	14 RON (incomes per family member between RON 440 – 500)
	50 RON (for families and single persons who benefit from social aids according to the Law no. 416/2001 as further amended and supplemented)

*) granting of the heating aid based on income categories was applied during the cold season January – March 2007.

The total number of beneficiaries for whom the entitlement was set at the beginning of the cold season (November 2006 – March 2007) was 4,168,082 of which:

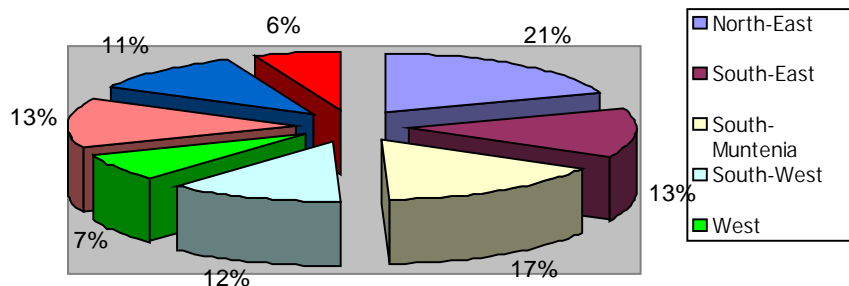
- ⇒ 744,853 for centralised thermal energy (Bucharest (200,989 representing 27% of the total beneficiaries for this category), Galati (43,541), Constanta (39,482));
- ⇒ 840,090 for natural gases (Mures (68,092), Cluj (63,412), Sibiu (52,602)). It should be mentioned that there are no beneficiaries in Mehedinti county;
- ⇒ 2,583,139 for wood, coal and oil fuels (cold season January 2007 – March 2007). The counties with the highest number of beneficiaries are Suceava

(127,039), Dolj (104,012), Bacau (104,400), while the lowest number is in Bucharest, 3,707 beneficiaries;

⇒ 306,381 for wood, coal and oil fuels, beneficiaries of the social aid. Dolj county (16,115) and Iasi county (16,041) have the highest number of beneficiaries. 22% of the total number of beneficiaries of the social aid are also beneficiaries of the house heating aid.

At national level the counties with the highest number of beneficiaries for the entire programme of house heating aids are: Bucharest with 229;301 beneficiaries, Iasi (159,764), Prahova (159,526), Suceava (157,734), Bacau (157,060), Dolj (153,258). As it can be noticed 3 of the counties with a considerable number of beneficiaries are in the North – East region, a region with the highest poverty rate in 2006, namely 25.3%.

Distribution of the number of beneficiaries on development regions:



The house heating delivery programme was supplemented, for the period 2005 – 2008, by the programme for the delivery of financial aids for the purchase, mounting and installation of individual heating plants in amount of RON 1,500, as well as RON 300 for the purchase and mounting of automatic burners¹⁶. This measure was introduced further to the increase in the natural gases price and in order to make the consumption of natural gases efficient for the persons who use this heating source. In 2006 the total number of beneficiaries was 2,710, and the amount paid was RON 2,820,550. The

¹⁶ Emergency Ordinance no. 91/2005 regarding the implementation of the Programme for the delivery of financial aids to population with low incomes who use natural gases for house heating, with a view to increasing efficiency of the consumption, security and standard living.

region with the highest number of aids was South-Muntenia with 743. We mention that in 2006, the Mehedinti, Bihor and Teleorman counties did not grant any aid whatsoever; this is not the case of Buzau (393), Gorj (330) and Arges (321) counties.

In 2007, 1,725 aids were granted (1,613 persons for the purchase and installation of heating micro stations and 123 for the purchase and installation of burners), and the counties with the highest number of aids for heating stations were Alba (520) and Arge (358) and for burners installing Buz u (49) and Mure (16).

2.2.2. Access to education:

Pre-school education:

In the 2005-2006 academic year, 648.3 thousand children were enrolled in the pre-school education, with 3.4 thousand above the level of the previous academic year. The weight of children from the public kinder gardens was 98.6% for the said period, and among them 49.5% are enrolled with kinder gardens from the urban area.

The number of kinder gardens and children enrolled by residence environments and property forms:

	Academic year			
	2004 - 2005		2005 - 2006	
	Number of kinder gardens	Number of children enrolled	Number of kinder gardens	Number of children enrolled
TOTAL	5.687	644.911	3.769	648.338
- urban	2.559	316.817	2.077	320.950
- rural	3.128	328.094	1.692	327.388

Source: National Institute of Statistics

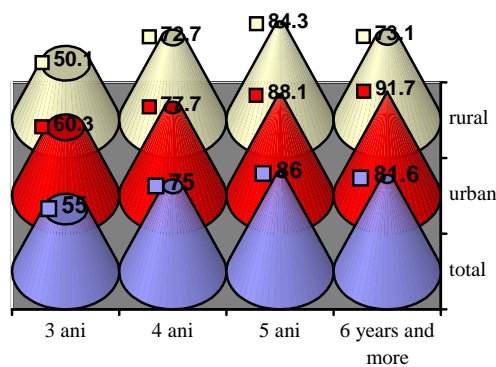
	School year			
	2004 - 2005		2005 - 2006	
	Number of kinder gardens	Number of children enrolled	Number of kinder gardens	Number of children enrolled
TOTAL	5.687	644.911	3.769	648.338
- public schools	5.514	635.934	3.598	639.004
- private schools	173	8.977	171	9.334

Source: National Institute of Statistics

There is a high occupation rate of the pre-school units at national level, i.e. 98.1%, the maximum level being in the urban area, 105.8% (14.2% higher than in the rural area).

The inclusion ratio of children aged from 3 to 6 years is 74.7%, increasing as compared with the previous academic year (73.0%). The inclusion ratio has significant variances depending on the age groups, namely: 55% to 3 years and 86% to 5 years.

The inclusion ratio of children in the pre-school system by age groups and residence areas:



Of the total number of children enrolled in the pre-school education 12,427 (1.9%) are Roma children.

Elementary and secondary education:

Starting the 2002/2003 academic year the net school inclusion ratio for the entire elementary and secondary education has an ascendant trend, except however for the 2006/2007 academic year when there is a slight decrease, namely 90.4% as compared to 91.1% in the 2005/2006 academic year.

The net school inclusion ratio in the elementary and secondary education

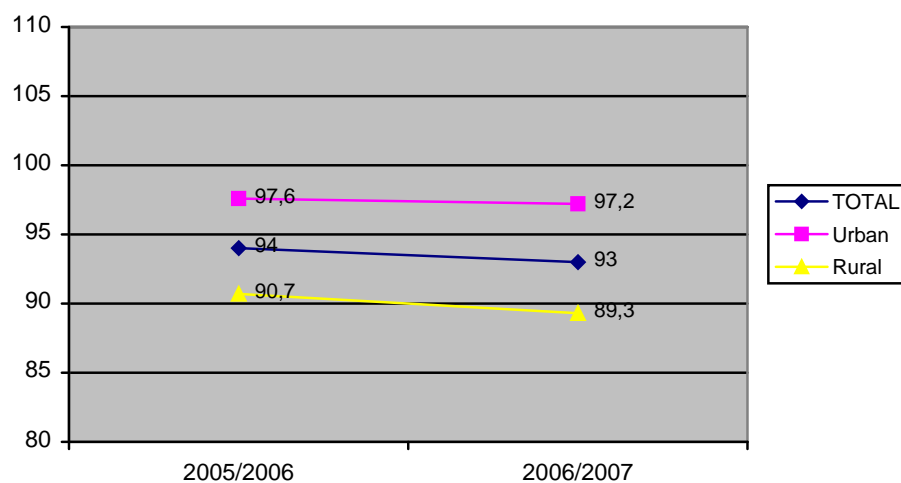
	2005-2006	2006-2007
TOTAL	91.1	90.4
Urban	96.1	96.1
Rural	86.5	85.2
Female	91.2	90.5
Male	91.0	90.4

Source: National Institute of Statistics.

Similar trends are noticed both for the female and male population, as well as in the rural area, while the urban area remains at a relatively constant value.

It should be mentioned that a decrease trend of the inclusion ratio can be noticed for both education cycles, both elementary and secondary. However, for the elementary education during the last two years of studies the indicator decreases by approximately 1 as a consequence, among others of the birth rate decrease and, therefore, of the step-by-step reduction of the number of 6 years old who start the 1st grade.

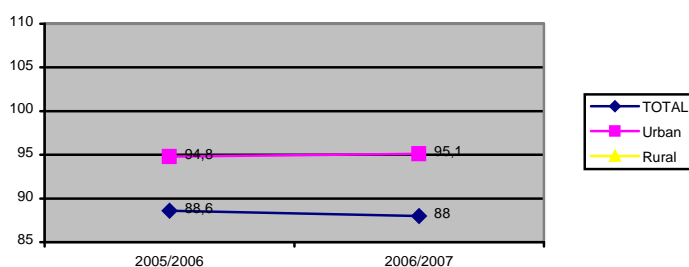
Gross inclusion ratio in the elementary education



Source: National Institute of Statistics

Similar evolutions can also be noticed by residence areas and genders. During the secondary education the net inclusion ratio decreases and in the 2005/2006 academic year it reached 88.0%.

Gross inclusion ratio in the secondary education



Source: National Institute of Statistics

In the rural areas the risk of a low participation to the secondary education continues, a fact confirmed by the value of the net inclusion ratio of 81.2% in the 2006/2007 academic year in the rural area and the difference of 14% approximately as compared to the urban area.

The gross inclusion ratio in the mandatory 10-year education maintains in the 2006/2007 academic year similar values, namely 84.7%

The gross inclusion ratio in the 10-year mandatory education (elementary and secondary education, 9 – 10 high-school classes and the 1st and 2nd SAM year)

	2005/2006	2006-2007
Total	84,8	84,7
Female	85,3	85,2
Male	84,3	84,3

Source: National Institute of Statistics

Special elementary and secondary education:

In the 2005 –2006 academic year the educational activity of pupils from the special education is carried out in 126 school units and 32 special sections within the education units. The highest number of special education units is in the urban area, 84.9% as compared to the rural area, 15.1%.

There are 19,315 pupils attending the special classes, of which 61.8% boys. As compared to the 2004-2005 academic year a decreasing trend of 9.8% of

The number of children in these schools decreased by 9.8% as compared to the 2004-2005 academic year.

School type	Number of schools / sections	Enrolled pupils		
		Total, of which:	Elementary education	Secondary education
TOTAL, of which:	158	19,315	7,357	11,958
- for mentally challenged	102	14,373	5,193	9,180
- hearing deficiencies	11	1,350	705	645
- visual deficiencies	2	794	323	471
- motric deficiencies	3	392	153	239
- special reeducation schools	1	41	17	24
- special school centres	1	442	157	285
- school-type centres (severe and profound mental deficiencies)	0	84	45	39
- special education centres	4	266	157	109
- curative pedagogy and social therapy centres	2	447	185	262
- special classes integrated in the usual education system (sections)	32	1,126	422	704

Source: National Institute of Statistics

School dropout ratio

In the policies of the Ministry of Education, Research and Youth we have constantly found, over the last years, a strategic priority, namely the provision of basic education for all citizens and the achievement of equity in education.

In this respect, MERY has explicitly committed to materialise this desire into a range of concrete measures focused on education, regarded as a national priority. This requires the evolution of the system towards a new stage, that of qualitative determinations of the reform in education, one of the indicators being that of school attendance.

Analysing the situation of the school attendance in Romania, the Ministry of Education, Research and Youth establishes the concrete measures for the implementation of the strategic priorities and it is mainly concerned with the access and participation in education of the main vulnerable educational groups:

- the population in the rural and disadvantaged areas;
- Roma population;

- children with special education needs;
- other vulnerable groups (institutionalised children, migrants, homeless children etc.).

During the period 2000 – 2005, school dropout recorded an increase, both at the level of the elementary education and that of the secondary education. The increase of the school dropout at the level of the compulsory secondary education was as follows: from 0.6% in the academic year 2000 – 2001 to 1.0% in 2003-2004 and 1.7% in 2004 – 2005, respectively.

The school dropout ratio in elementary and secondary school

	2000/2001	2001/2002	2002/2003	2003/2004	2004/2005
Total	0,6	1,2	1,2	1,5	1,7
Urban	0,7	1,4	1,2	1,3	1,5
Rural	0,6	1,0	1,3	1,7	1,8
Female	0,6	1,1	1,1	1,3	1,4
Male	0,7	1,3	1,4	1,7	1,9

Source: Data calculated based on the information from NIS, 2001 - 2006

Taking into account only the last year of the reference period, for each cycle the school dropout ratio is higher in the rural area in comparison with the urban area: 1.4% and 1.3%, respectively at the level of the elementary school, and 2.2% and 1.8%, respectively, in the secondary school.

The school dropout ratio in elementary school

	2000/2001	2001/2002	2002/2003	2003/2004	2004/2005
Total	0,6	1,0	0,9	1,2	1,3
Urban	0,7	1,2	1,0	1,0	1,3
Rural	0,5	0,8	0,9	1,4	1,4
Female	0,6	0,9	0,8	1,1	1,2
Male	0,6	1,0	1,1	1,4	1,5

Source: Data calculated based on the information from NIS, 2001 - 2006

The school dropout ratio in secondary school

	2000/2001	2001/2002	2002/2003	2003/2004	2004/2005
Total	0,6	1,4	1,5	1,7	2,0
Urban	0,6	1,5	1,4	1,4	1,8
Rural	0,6	1,2	1,6	2,1	2,2
Female	0,5	1,2	1,3	1,5	1,7
Male	0,7	1,6	1,7	2,0	2,3

Source: Data calculated based on the information from NIS, 2001 - 2006

The main programmes developed with the purpose of cutting the school dropout ratio:

- "A second chance" programme "A second chance" programme for primary and inferior secondary education was one of the components of the Phare Programme 2003/005/551.01.02: Access to education for the disadvantaged groups and values the experience previously accumulated within Phare Programme RO 0104.02: Access to education of the disadvantaged groups, focusing on Roma. The programme is intended to support the young persons who abandoned, for social reasons, the compulsory education (student dropout correction), by completing their general training within the compulsory education and the professional training personalised according the personal aspirations and the needs for social-economical development of the community, so that they have the possibility of social and professional insertion.

Within this programme, at national level (M.E.R.Y.), in the school year 2006-2007, the following aspects were achieved:

- a) implementing the methodologies regarding the organisation of the education process within "A second chance" programme- primary education and inferior secondary education, elaborated on the basis of the following fundamental principles: ensuring an individualised training programme and acknowledging the abilities previously acquired- on formal, non-formal and informal ways- in relationship with the requirements formulated by curricula standards for basic education and professional training standards, both for the basic education and for the professional education;
- b) organising the training sessions for the school inspectors, the principals of the school units and teaching staff trainers involved in organising and executing the activities within "A second chance" Programme- inferior secondary education; 168 resource persons were trained – teaching staff trainers (2 for 1-4 classes and 2 for inferior secondary education, at the level of each county/ of Bucharest municipality);
- c) finishing off and editing the educational materials for pupils and teachers (the teacher guide, the student guide and evaluation guide)– 32 titles for 1-4 classes

- and 43 titles for inferior secondary education, 200 guides for teachers and 1200 guides for students being printed;
- d) drawing up educational materials for teachers, inspectors and principals who apply "A second chance" programme – Evaluation guide for 1-4 classes and "The ABC of the A second chance programme" Guide;
 - e) monitoring and assessment of the implementation manner of the "A second chance" Programme (drawing up and applying the monitoring and assessment instruments, organising round tables, drawing up the report regarding the implementation of the programme at national level);
 - f) information campaigns (drawing up and distributing promotional materials regarding "A second chance" Programme: newsletter, billboards, brochures).

In the last years, an increase of the interest of Ministry of Education was recorded as to reinforcing the preschool education programmes, with the purpose of providing a solid formal education to children. The Ministry promoted, in the context given by the Convention on the Rights of the Child and by the Millennium Targets for Development, through the National Strategy regarding the early education (2006), the concept of early education as an important component of the development of a coherent policy for children education from birth to 6-7 years.

Following the drawing up of the National Strategy in the field of early education, the Ministry of Education, Research and Youth initiated two projects with external financing in this field, namely: Project for Early Education Reform (PEER), financed by Council of Europe Development Bank, in amount of 105 mil. Euro and Project for Inclusive Early Education (PIEE), financed by the World Bank, in amount of 7.5 mil. USD. Within the two projects with external financing, designed for developing an early education system in Romania, it is foreseen drawing up a specific curriculum and teaching staff guides, some institutional standards for children development and teaching staff training; executing some trainings with all the staff categories who interact with children who benefit from early education services, as well as building, at the level of the entire country of 425 new units and the rehabilitation of another 395 existing units.

- Social support programmes for the attendance in the compulsory education and post-compulsory education:

⇒ Ensuring free school supplies¹⁷ for the pupils who come from families with small incomes. In the school year 2006 – 2007 the total number of beneficiary children, from 1-4 classes and 5-8 classes was of 828,628, in the school year 2007 – 2008 was of 817,055 beneficiaries, and for the school year 2008 – 2009 the estimated number of beneficiaries is of 767,894 children.

⇒ provision of dairy and bread products¹⁸ for pre-school children and pupils in grades 1-4, with a view to increasing the attendance of pupils in pre-school and elementary education and improving their health. The results of the application of this programme in the first term of the year 2007 are the following:

- the total number of children who were granted this benefit was 1,444,565, of whom: 505,726 children attending pre-school education courses and 938,837 attending elementary school. The total amount paid was about RON 186 mil.

⇒ Ensuring a financial aid of 200 Euro, in the view of stimulating computer purchasing¹⁹ by pupils and students. The beneficiaries of this law are families with children and/or students who attend the classes of a state or private school unit, of up to 26 years old and who come from families with monthly gross incomes of RON 150/ family member. In 2006 the number of beneficiaries was of 28,533 pupils and students and in 2007 was of 38,069, of whom 38,069 children in the pre-academic education and 397 in the higher education. In the first term of 2008 the number of beneficiaries was of 35,484 of whom 35,354 in the pre-academic education and 130 in the higher education. In the 1st term of 2008, 18 counties granted support for students (including Bucharest), the highest number of beneficiaries being in: Ia i (25), Dolj (23), Bucharest (22), Cluj (11). In the pre-academic education Ia i county granted this support for a number of over 4000 children.

¹⁷ Law no. 126/2002 on the approval of the Government Ordinance no33/2001 regarding the granting of school supplies in the academic year 2001 - 2002

¹⁸ Law no. 14/2006 for the approval of the Government Emergency Ordinance no. 96/2002 regarding the granting of dairy and bread products to pupils in classes 1-4 in state schools.

¹⁹ Law no.269/2004 regarding granting a financial aid in the view of stimulating the computer purchase, as subsequently amended and supplemented

- ⇒ The national programme of social protection „Bani de liceu"²⁰ (Money for high school) through which a monthly scholarship of ROL 1,800,000 is granted to pupils from socio-economical disadvantaged families, with a the view to continuing their studies after 8th grade in the high school education or in the arts and crafts schools. In the school year 2006/2007 the total number of beneficiaries was of 104,474, the amount spent with this destination being of RON 156,084 mil. In the school year 2007/2008 the total number of beneficiaries is of 140,932, and the amount spent with this destination is of RON 210,552 mil. The county with the highest number of beneficiaries from this support was Suceava (over 10,000).
- ⇒ The programme regarding granting scholarships to some students with their domicile in the rural environment²¹, has the purpose of stimulating the young persons who come from families with small incomes (under RON 150/ family member) and who domicile in the rural environment to enrol in the higher education. The monthly average number of beneficiaries recorded in the 1st semester 2007 is relatively small, namely 212 young persons, the situation on regions being as follows: North-East (79), South-East (37), South Muntenia (68), South-West (2), West (0), North-West (6), Centre (20), Bucharest-Ilfov (0).

Access to education in the rural environment represents one of the priorities of the Ministry of Education, Research and Youth, priority included in the strategies in this field through actions aimed at increasing the enrolment capacity, with due observance of the quality of the education conditions, according to the national standards.

In the case of professional and technical education, in 2008 the rehabilitation and the endowment of the following categories of education units (e.u.) is achieved, for which the budgets allocated in million of EURO are mentioned :

²⁰ Government Decision no. 1488/2004 regarding the approval of the criteria and the values of the financial support which is granted to pupils within the National programme for social protection "Bani de liceu"

²¹ Government Decision no. 769/2005 regarding granting some scholarships to some students with their domicile in the rural environment

1. the rehabilitation/building of school workshops for 151 education units (of which 43 e.u. from the rural environment); Allocated budget Euro 44.86 mil. of which Euro 11.55 mil. for rural e.u. (Phare TVET 2004)
2. the rehabilitation/building of school workshops for 15 education units (of which 7 e.u. from the rural environment); Allocated budget: Euro 4.62 mil. of which . Euro 1.9 mil. for rural e.u. (MERY Budget)
3. the rehabilitation/construction of campus type buildings, as well as endowment with equipments for 4 education units from the automotive field; Allocated budget Euro 17.5 mil.
4. the rehabilitation/construction of campus type buildings, as well as endowment with equipments for 11 education units from the agriculture field; Allocated budget Euro 46.50 mil. (MERY Budget)
5. endowment with basic training equipments for 150 education units (of which 50 e.u. from the rural environment); Allocated budget Euro 22.02 mil. of which Euro 6.67 mil. for the e.u. from the rural environment (Phare TVET 2005)
6. endowment with specialised equipment for 150 education units (of which 50 e.u. from the rural environment); Allocated budget Euro 27.00 mil. of which euro 9.0 mil. for the e.u. from the rural environment (Phare TVET 2006)
7. endowment with equipments for distance learning for 16 e.u. and a national centre; Allocated budget: 32.00 (Phare TVET 2006)

2.2.3. Access to health services:

The access to health services depends to a great extent on factors external to the health system: genetic factors, environment factors, economic development factors, socio-cultural factors. The access to health care is influenced almost completely by the organisation of the health system.

The accessibility to medical care services is determined by the real availability of care facilities compared to the demand based on real health needs. Disparities in the access to health care appear for at least four reasons: ethnical or racial; economic, including the direct costs borne by the population (co-payments, costs related to treatments and hospitalisation), and the indirect costs (transportation, waiting); geographical location improper for the building of health care facilities; unequal quality of services of the same type.

In Romania the inequities related to the health condition are noticed among the population groups, communities from different geographic areas and economically disadvantaged groups. Such inequalities are shown by modest basic health condition indicators (life expectancy at birth, infant mortality, general mortality caused by evitable deaths, morbidity degree, years of life as a healthy person) and also by the low information level with respect to the factors of risk and protection related to the health and health care system and the basic services package provided in Romania.

The Romanian health system is a contributory system based on social insurances and aiming at ensuring the equitable and non-discriminating access to a basic services package for the insured.

The factors influencing the degree of accessibility of the population to the health services are generally represented by: the level of poverty, unemployment, occupation, residence environment, the insured status within the health insurance system, the extent to which the medical personnel is provided.

In 2006, the degree of the population enrolment in the lists of family doctors was of 91.11 %, of which 96.63% in the urban area and 84.43% in the rural one. In the rural environment there are 98 localities without doctors.

Evolution of the weight of the population enrolled in the lists of the family doctors grouped on residence environment during the 2004 – 2006 period

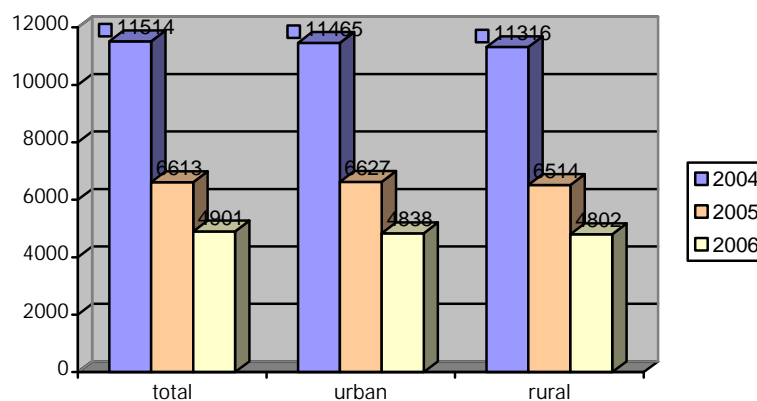
	2004	2005	2006
Urban	95.59	97.76	96.63
Rural	91.47	87.76	84.43
TOTAL	93.72	93.28	91.11

Source: National Health Insurance House, Activity report on 2006

Situation of the family doctors' number during the 2004 –2006 period

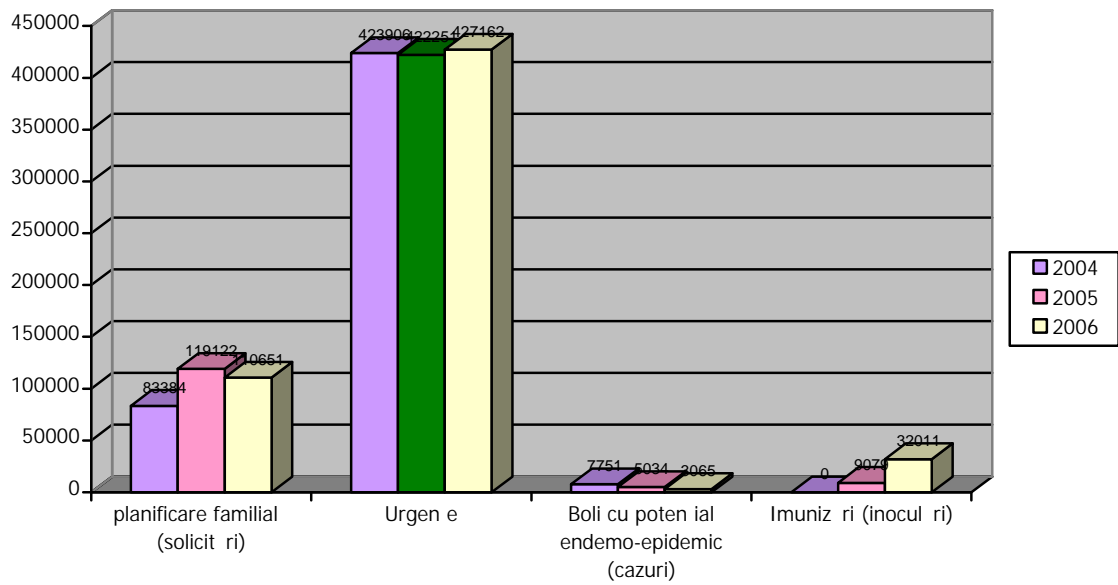
	2004	2005	2006
Urban	6.613	6.627	6.514
Rural	4.901	4.838	4.802
TOTAL	11.514	11.465	11.316

Source: National Health Insurance House, Activity report on 2006

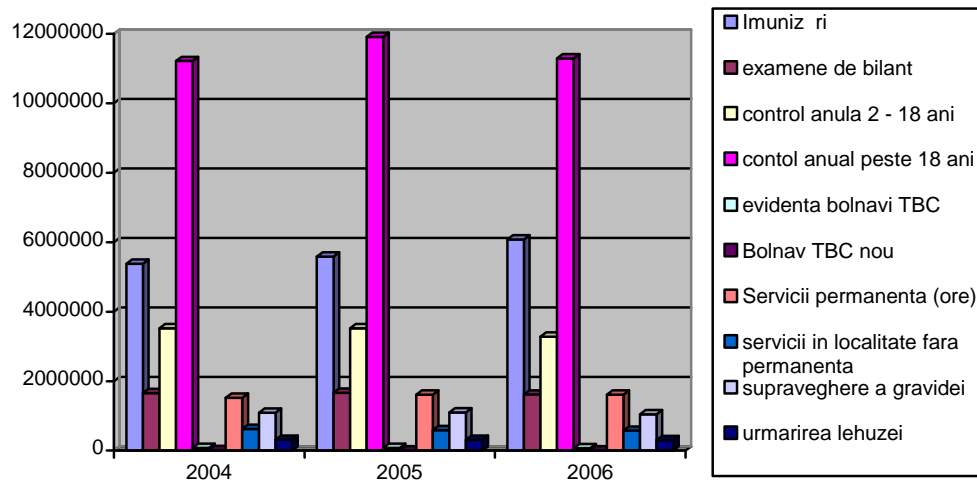


The main services provided by the family doctors aim at solving the medical emergencies, family planning and in 2006 the number of immunizing activities increased (from 9,079 inoculations in 2005 to 32,011 inoculations in 2006).

Thus, the evolution of the services provided by the minimum package ensured by the family doctors is graphically as follows:



Evolution of the services included in the basic package of the family doctors



In order to increase the number of persons enrolled in the lists of the family doctors, field visits were carried out by the community nurses and by the health mediators for the Roma communities.

But, for the purpose of performing this activity in good condition, the number of community nurses must be increased, at present for 26,265 persons being allotted 1 nurse. By the national programme "Community assistance and actions for health-related purposes", it is estimated for the year 2007 the increase of their number by 1,000 persons, as well as the increase of the number of health mediators by 500.

The latest analyses revealed that there are important regional inequalities as regards the provision of health personnel. Thus, in 2005, in the rural environment 1 doctor must cover a number of persons which is 6 times higher than in the urban environment. The most disadvantaged regions are: South and South-East (773, respectively 655 inhabitants/1 doctor). In the Region of North-East, there is the lowest coverage of doctors in the rural environment (2778 inhabitants/1 doctor).

The decentralisation of the health system was and is an integral part of the reform process in the health domain. Both the reorganisation and the decentralisation of the financing and

provision of health services commenced concurrently with the introduction of the health insurance system, when, the citizen/patient was included for the first time in the core of the health system, by being given the opportunity to freely choose the health care provider.

Although the Ministry of Public Health is the central authority in the field of public health, we mention that, at present, most part of the health units are autonomous units, under the administration of local or county authorities, the ministry only maintaining the management component of the sanitary system.

With respect to the community assistance, at present, the Ministry of Public Health is liable for the management of the public health issues at local level, although the expertise of the Member States of the European Union proved that such issues may be best managed at local level, according to the actual needs of the community. At present, the local public administration authorities contribute to the payment of certain management and operational expenses, and goods and services, major repairs, consolidation, expansion and modernisation, provision of medical equipment, of the public health units of county or local interest, within the budgetary limits approved for such purposes in the local budgets.

The financing sources of the public health sector are: the state budget, budget of the national sole health insurance fund, local budgets, own incomes, external credits, external grants, donations and sponsorships according to the law. Of the total financing resources, the national sole health insurance fund represented 75% in 2007.

The weight of the health-related public expenses in GDP varied during the 2004-2006 period, between 3.6 and 3.7%, and in 2007 this percentage increased to 4%. The Government Programme set forth that before 2008, the percentage of the GDP allotted to the health sector should be 6%. Expressed in billion EUR, the funds allotted to public health increased from 2.1 in 2004 to 4.3 in 2007.

The process of introduction of a computerised health insurance system also continued in 2006 by the installation of the hardware infrastructure in the last 30 locations, the pilot was extended by a new location in Brasov so that the system could be tested in a more efficient

manner, in the operational regime, a first testing stage was completed by the contractor and was implemented in the national telecommunication network of the system.

The major intervention actions of the Ministry of Public Health for the year 2007 relate to:

1. The basic health services package, equitable for all the citizens, including preventive services, outpatient and hospitalised medical treatments, recovery services, home visits, outpatient paraclinical services, dental medicine assistance, outpatient prescription of drugs, medical devices, medical transportation;
2. The new list of compensated and free drugs ensuring the drugs required for carrying out the treatments prescribed within the health system funds
3. Health services rationalisation by:
 - Non-financial mechanisms (inclusion of different types of medical assistance, strengthening the role of the primary health assistance by redefining the promotion and prevention, its connecting to the social system and local community, increasing the role of the outpatient assistance and implicitly of the outpatient paraclinical services, encouraging the development of the day care hospitals, and implicitly increasing the efficiency of the permanent hospitalised care, chronic disease networks with a major impact, drawing up viable intersectorial public health policies and voluntary health insurances).
 - Financial mechanisms (efficient apportionment, according to the records, of the funds between the different types of medical assistance, actual protection of persons with special needs (children, pregnant women, aged persons whose incomes are below the minimum income), responsibility assuming by the insured through his/her financial contribution (co-payment) under the form of a fixed fee per every visit to the doctor, hospitalised care day, compensated prescription, etc;
4. Major investments in modern hospitals and equipment according to the approved programmes and to the additional amounts allotted from the state budget;
5. Integrated computing of the health system;

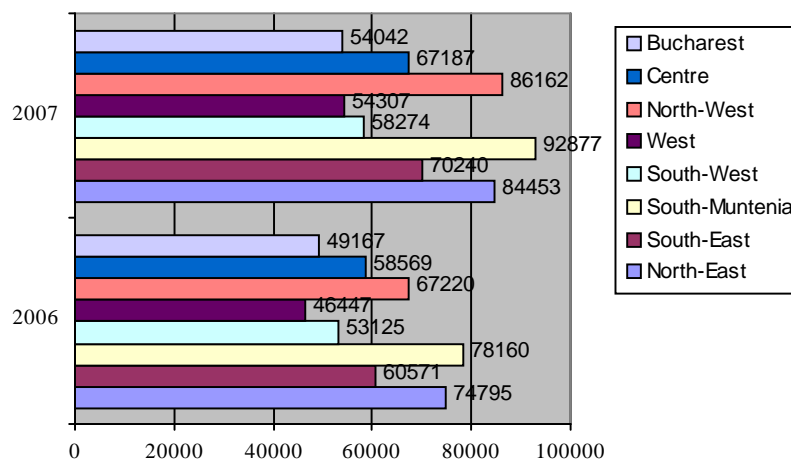
2.2.4. Special protection of disabled persons:

The rate of the disabled persons' number (children and adults) in 2006, was of 2.25% of the population of Romania (488,054 persons, of whom 261,449 are women), slightly increasing during 2007, namely by 2.63% (567,542 persons, of whom 308,812 are women).

	Disabled adults under the care of the family or living on their own	Disabled adults assisted in residential institutions	TOTAL
2006	415,802	17,131	432,933
2007	493,910	16,736	510,646

Source: National Authority for Disabled Persons

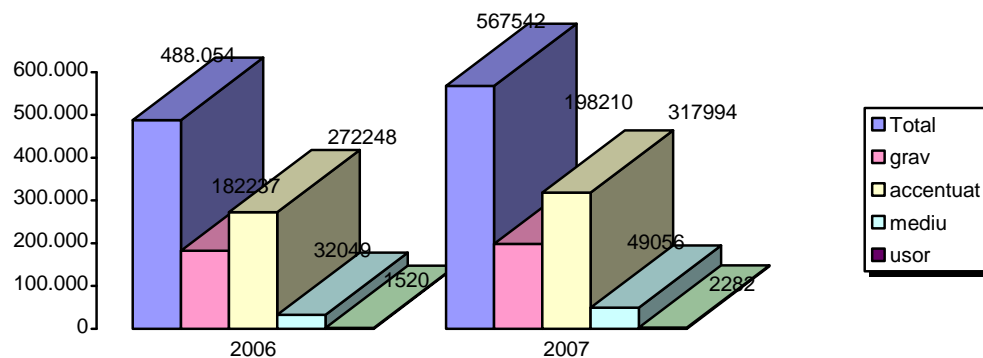
The number of disabled persons by development areas



As one may notice, on 31 December 2007, the region with the highest number of disabled persons is South Muntenia, with 92,877 persons, representing 16.36% of the total number of disabled persons. At the opposite side is Bucharest – Ilfov with 54,042 persons (9.52%). As compared to 2006, in Bucharest – Ilfov region the number decreased by approximately 4,875 persons, while in South Muntenia the number of disabled persons significantly increased by 14,717 persons.

As for the disability degree, the highest weight is recorded by the persons with an accentuated disability, in 2006 being of 272,248 persons (55.8%), and in 2007 of 317,994 (56.03%)

Evolution of the number of disabled persons by disability degrees



In the field of special protection of the disabled persons, the year 2005 was the first implementation year of the National strategy on the social protection, integration and inclusion of the disabled persons for 2006 – 2013 “Equal opportunities for disabled persons – towards a society without discrimination”²². The main concern was to restructure the old-fashion residential institutions by: reducing the number of the assisted persons, redefining the mandate of the institution, implementing the quality standards for the provided services, re-modulation, refurbishment, endowment, equipment of the new centres, training/advanced training/vocational rehabilitation of the personnel, recruiting of specialised personnel.

The implementation of the National Strategy required the allotment of important financial national and external resources, as follows:

- ⇒ In 2006, the amount of RON 3,463,000 was allotted from the state budget for financing in the field of special protection and socio-professional integration of the disabled adults. Thus, several projects submitted by the NGOs were financed and had the following results: setting up in 2006 of 23 new social and professional training divisions. In 2007, the amount of RON 3,623,000 was allotted and 18 social

²² Government Decision no. 1175/2005 on the approval of the National strategy on the social protection, integration and inclusion of the disabled persons for 2006 – 2013 “Equal opportunities for disabled persons – towards a society without discrimination”

divisions were set up. For 2008, the amount of RON 3,781,000 was allotted and 16 divisions are to be set up.

- ⇒ In 2006, funds amounting to RON 12,654,000 were allotted from the state budget for the implementation of 5 programmes of national interest in the field of special protection of the disabled persons. The results of these programmes were: restructuring of 2 residential institutions with a capacity of more than 200 assisted persons, professional qualification of 300 disabled persons, development of 31 ambulatory care centres for neuromotor recovery, training of 160 persons acting in the field.
- ⇒ In 2006, the amount of RON 14,905,000 was allotted from the budgetary reserve fund available to the Government for the performance of design works for capital repairs of 14 residential centres, as well as for the sanitation and endowment of 45 centres;
- ⇒ At the same time, in 2006 capital repair works were performed at the 9 residential centres located in Argeş, Bacău, Hunedoara, Satu Mare, Tulcea, Alba, Bihor, Ilfov and Maramureş Counties. The amount allotted from the budgetary reserve fund made available to the Government was of RON 17,822,000;
- ⇒ During the period 29 November 2005 – 29 October 2007, the Phare project 2003/005-551.01.04 “Supporting the reform of the system for disabled persons protection” was carried out. The total value of the financing scheme was of EUR 21,355,195.74 and the co-financing of Romania was of EUR 4,079,093. Within the grant scheme, at the end of 2005, 36 financing agreements were signed, having as beneficiaries 20 county councils and 3rd Sector Local Council – Bucharest. Upon the completion of the project, 78 new services were established (protected homes (45), centres of integration by occupational therapy (5), care and assistance centres (13), neuropsychic recovery and rehabilitation centres (10), day centres (4), “respiro” centres (1)).

During the period 1 January 2007 – 31 December 2007, the number of social assistance services for disabled adults increased, proving the fact that the involvement degree of the local authorities in the promotion of the measures for special protection of the disabled

persons, as well as in the assessment of the needs and identification of the financing sources significantly increased.

Evolution of the social assistance services and institutions for adults:

Type of institution / service	Number of institutions		
	1 January 2005	31 December 2006	31 December 2007
Neuropsychic recovery and rehabilitation centres	25	33	45
Centres of integration by occupational therapy	11	18	18
Recovery and rehabilitation centres	20	21	34
Pilot recovery and rehabilitation centres	6	5	1
Care and assistance centres	83	83	98
Day centres	4	8	13
Social centres	0	1	1
Respiro centres	0	1	5
Assistance technology centres	0	1	1
Pilot centres of professional recovery and integration	0	1	1
Neuromotor recovery centres	0	34	36
Protected homes	0	14	70
Protected workshops	0	6	11
Professional training and advanced training centres	0	7	7
Crisis centres	0	2	2
Home care	0	2	2
Counselling and assistance services for socio-professional integration	0	2	3

Source: the National Authority for Disabled Persons

The National Authority for Disabled Persons developed an assessment tool named ROM-CAT, used in relation to the identification and analysis of the social services adjusted to the clients. At the same time, it represents a starting point in the establishment of the Individual rehabilitation plan. The tool also includes a module for the assessment of the professional potential and professional reintegration services, which shall lead to the provision of professional training and reintegration services. The ROM-CAT sections related to vocational training provide a basic orientation with respect to the professional potential and ability to perform a professional activity. ROM-CAT is also a complex tool covering different aspects of the personal profile. This is required since most beneficiaries have complex needs, which require various types of services. Based on this complex assessment

of needs, the service providers may ensure the client's access to a block of community full services, which start from the early intervention to support up to the treatment of the case, and are provided by a multidisciplinary approach requiring a partnership between the various providers.

Employment of persons with disabilities

The employment of disabled persons is one of the most important processes for an active participation of this category to the economic and social life. The increase of the employment degree is one of the objectives of the national strategy, given the fact that, on the one hand, the lack of support services which to enable such persons to find and maintain a workplace is obvious and on the other hand it is necessary to vary the manners of organisation of the profit activities and to facilitate the involvement of the employees.

As from 01 January 2007, according to the new legislative framework²³ adopted in the field of disabled persons protection, the stimulation of disabled persons employment became one of the major objectives of the social policies in the field. Thus "any disabled person who wishes to integrate or reintegrate in work benefits from free access to professional assessment and guidance, irrespective of the age, type and degree of disability." The disabled persons are employed based on their professional training and work capacity, in the following forms: on the free labour market, at domicile and in the protected forms. The disabled person who is hired is exempt from the payroll tax and cumulates the social benefits for disability with the incomes from salary. At the same time, the employers that refuse to employ a disabled person shall receive fines amounting to RON 3,000 - RON 9,000.

With a view to stimulating the employers to hire disabled persons, they are granted certain rights, such as:

²³ Law no. 448/2006 on the protection and promotion of the rights of the disabled persons

1. the deduction upon the calculation of the taxable profit of the amounts related to the adjustment of the protected workplaces and to the purchase of the tools and equipment used in the production process by the disabled person;
2. the deduction upon the calculation of the taxable profit of the expenses related to the transport of disabled persons from the domicile to the workplace, as well as of the expenses related to the transport of the raw materials and finished products from and to the domicile of the disabled persons hired for home work;
3. the reimbursement from the unemployment insurance budget of the expenses related to the professional development, training and counselling and to the employment of the disabled persons;
4. government subsidy, under the conditions set forth by the law regarding the unemployment insurance system and prompting of manpower employment.

At the same time, the legislation also set the rights of the disabled persons seeking for a job or are already employed:

- a) professional training courses;
- b) reasonable adjustment at the workplace;
- c) counselling in the period prior to the employment and during the employment, as well as in the probation period, from a consultant specialised in labour mediation;
- d) a long period of paid employment, of at least 45 working days;
- e) a paid prior notice period of at least 30 working days granted upon the termination of the employment at the employer's initiative for reasons non-imputable to him/her;
- f) the possibility to work less than 8 hours a day, under the conditions set forth by the law, if he/she benefits from the recommendation of the assessment commission in this respect;
- g) the exemption from the payment of the payroll tax for the persons with a severe and accentuated disability.

We must mention that the public authorities and institutions, legal persons, public or private, with less than 50 employees, are obliged to employ disabled persons in a

percentage of at least 4% of the total number of employees. Should it not employ disabled persons, it may choose to fulfil one of the following obligations:

- a) to pay, on a monthly basis, to the state budget an amount representing 50% of the minimum gross salary multiplied by the number of positions on which it did not employ disabled persons;
- b) to purchase products or services from the authorised protected units, pursuant to a partnership, in an amount equivalent to that due to the state budget.

As a result of the introduction of this right to option, in 2007 the number of the authorised protected units significantly increased. If at the end of 2006, 48 units were authorised before the end of 200 there were 150 authorised units. The ascending increase of the number of protected units is also maintained in 2008, at present 193 units being authorised. Within these units 898 disabled persons are employed.

The new legislative package also regulated the situation of the protected units as well as the rights to which the latter are entitled, such as

- a) the exemption from the payment of the fees of authorisation upon establishment and reauthorisation;
- b) the exemption from the payment of the income tax, provided that at least 75% of the fund obtained by the exemption is reinvested for the restructuring or purchase of technological equipment, devices, tools, working installations and/or fitting out of the protected work facilities, under the conditions set forth by the Fiscal Code;
- c) other rights granted by the authorities of the local public administration financed by own funds.

In conclusion, on 31 December 2007, the number of employed disabled persons was of 21,906, as compared to 16,225 on 31 December 2006, of whom 2,431 are persons with severe disability and 16,707 persons with accentuated disability.

By the application of the set of active measures set forth for the promotion of the social inclusion of the disabled persons who did not lose entirely their ability to work, it was possible to employ 1,072 persons, of whom 286 persons by the measure of granting

subsidies to the employers. The activity carried out within the 9 centres of mediation and counselling of the disabled persons (8 set up within the project "Counselling services for the disabled persons" financed by IBRD (RO 4616) and 1 in partnership with a foundation of Germany had also an important contribution.

The difficulties of integration of the disabled persons are extremely various, being mainly related to: the availabilities that the community and employers must ensure, the adjustments of the working facility by the employers; mentalities related to the use of such persons for practical activities, the employers preferring to pay the penalties set forth by the law rather than to employ disabled persons.

For the purpose of preventing and fighting discrimination and equalising the opportunities for the disabled persons, the National Authority for Disabled Persons implemented in 2007 a public information and awareness campaign targeting the disabled persons, with the following slogan: "Pune-te în locul meu! Învăţ să în alegi!" ("Try walking in my shoes! Learn to understand!"). The campaign includes:

- ⇒ three TV spots, broadcasted by 4 important TV stations, with national covering. Number of broadcasts: 1,454. At the same time, the reduced version of the TV spots is broadcasted on the screens from the shopping centres and on the screens located in certain public areas.
- ⇒ two radio spots largely broadcasted focused on the visual and hearing handicap. The total number of broadcasts was of 1,733.
- ⇒ a series of invitations in the TV ("Oameni ca noi", "Surprize Surprize", "Dăruie-ți o câștig") and radio shows.
- ⇒ 71 graphic inserts (press layouts) introduced and broadcasted in cooperation with: Jurnalul Național, Libertatea, Evenimentul Zilei, TV Mania, Lumea Femeilor, Compact, as well as in numerous local publications.
- ⇒ Drafting of a "Guide for the social workers and health professionals" printed in 15,000 copies and of a brochure for the general public, printed in 50,000 copies.
- ⇒ Outdoor campaign – 15,000 posters were exhibited in subway, bus stations and at the offices of Poșta Română.
- ⇒ website www.campanieanph.ro;

- ⇒ monthly editing of an electronic newsletter comprising the subjects included in the sphere of interest of the disabled persons.

The campaign supposes the organisation of 40 information and discussion workshops (seminars).

Future programmes

- ⇒ During 2008, for the continuation of the process of reform of the special protection system, within the "Social Inclusion Programme" financed by IBRD the amount of EUR 14,400,000 was allotted within the sub-component 3.1. "Programme for disabled persons". The project shall be developed during the 2007 – 2011 period and the purpose of the financing is the improvement of the life quality of the disabled persons from the residential system, by preventing the overcrowding, and also the setting up of 20 protected homes and of 16 social assistance centres for the disabled adults.
- ⇒ As from 2007, approximately 900 disabled adults from the old-fashioned residential institutions, as well as the youths coming from the disabled child protection institutions shall benefit from alternative residential services by the establishment of 16 modern social assistance centres and 20 protected homes, by the project "Deeming the disabled persons as active citizens who able to choose and can control their life"
- ⇒ The Regional Operational Programme 2007 -2011 priority axis 2 "Development of the social infrastructure".

At the same time, the disabled persons benefit from a package of financial rights and facilities. For covering the same, the amount of RON 549,385,322 was spent and for the payment of the special aids for the persons with visual handicap the amount of RON 209,752,797 was spent.

As from 2007, the legislative framework²⁴ regarding the rights of the disabled persons was reconceived so as to meet better their social needs. In this respect, in 2007 the amounts

²⁴ Law no. 446/2006 on the special protection of the disabled persons

spent for the payment of the social benefits intended for the disabled persons were of RON 1,248,151,098.

Number of disabled adults being granted social benefits:

Development region	Indemnity for the adult with severe and accentuated disability	Monthly aid for the adult with severe and accentuated disability	Personal complementary budget for the persons with sever, accentuated and average disability
North-East	7,257	61,809	74,628
South-East	4,723	54,434	67,219
South Muntenia	7,135	71,947	81,821
South-West Oltenia	4,650	43,883	52,414
West	4,266	44,440	52,667
North-West	6,188	60,862	72,645
Centre	4,753	48,588	58,726
Bucharest -Ilfov	3,432	41,212	47,175
TOTAL	42,404	427,175	507,295

2.2.5. Protection of the children in difficulty:

As from 1997, a series of reforms were launched in the field of child protection with a view to developing alternative social divisions witch to provide the adequate support to the families in difficulty for the purpose of maintaining the children inside the family. An important result of the national measures taken in order to guarantee the observance of the child's rights in Romania is given by the enforcement, as from 01 January 2005, of the new legislative framework related to the protection and promotion of child's rights, consisting in 4 main laws, supplemented by the secondary related legislation:

- ✓ Law no. 272/2004 on the protection and promotion of the rights of the child,
- ✓ Law no. 273/2004 on the legal regime of adoption,
- ✓ Law no. 274/2004 on the establishment, organisation and operation of the Romania Office for Adoptions,
- ✓ Law no. 275/2004 for the amendment of the Government Emergency Ordinance no. 12/2001 on the establishment of the National Authority for Child Protection and Adoption (which became as from 01.01.2005, the National Child Protection Authority).

This legislative framework includes in its texts the community acquis in the field and all the relevant principles and provisions set forth in the international conventions and treaties undertaken by Romania.

- ✓ it provides for the compulsoriness of the observance of all the rights of the child, according to the provisions of UN Convention on the child's rights and all the principles and provisions of the international conventions and treaties ratified by Romania;
- ✓ it imposes the prevalence of the principle of child's superior interest both over any other regulations or legal deeds issued or concluded in the field, and over the rights and obligations accruing to the parents of the child, other legal representatives of the latter, as well as to any other person to whom the latter was fully entrusted; the prevalence of this principle is imposed also over all steps and decisions referring to the children, carried out by the authorised public authorities or private bodies, as well in the cases settled by the courts of law;
- ✓ it defines as primordial the parents' liability to bring up and ensure the development of the child – the parents being obliged to exercise their rights and fulfil their duties towards the child, taking into account uppermost his/her superior interest;
- ✓ it regulates the equal liability of the parents towards their own children, the parents' obligations to provide the children with the guidance and advice required in order to exercise the rights set forth by the law, the right of the parents to receive the information and specialised assistance required in order to take care, bring up and educate their children, as well as the interdiction to separate the children from the parents, against their will, except for the limitations set forth by the law, subject to the legal review;
- ✓ in subsidiary, it regulates the responsibility accruing to the local community to which the child and his/her family belong, the authorities of the local public administration being obliged to support the parents or another legal representative of the child, as the case may be, in the fulfilment of the obligations accrued in relation to the child, by developing and ensuring for this purpose various, accessible and quality services, according to the needs of the child;
- ✓ it sets forth that any separation of the children from their parents, as well as any limitation of the exercise of the parents' rights must be preceded by the systematic

provision of the services and benefits set forth by the law, emphasising the information and guidance of the parents, as well as the therapy and mediation, achieved pursuant to a service programme;

- ✓ it defines the intervention of the state as complementary, the state having the role to ensure the protection of the child and to guarantee the observance of his/her rights, by the specific activity performed by the state institutions and public authorities with competences in this field;
- ✓ it sets forth the obligation of the public authorities, authorised private bodies and courts of law to involve the family in all the decisions, actions and measures referring to the child, as well as to support the care, raising and education of the child inside the family;
- ✓ it sets forth, in relation to the observance and guarantee of the rights of the child, the following complementary principles: the equal opportunities and non-discrimination, the ensuring of the individualised and personalised care of the child, the multi-sectorial intervention and public-private partnership, the observance of the dignity of the child and ensuring of his/her protection against any types of abuse or exploitation, the listening to the child's opinion and taking it into consideration, also taking into account the maturity degree, the provision of stability and continuity in his/her bringing up, care and education, taking into account his/her ethnical, cultural, and linguistic origin when taking protection measures, the acceleration of the decision making, the construction of the relevant legal norms according to all the regulations valid in the field;
- ✓ it regulates the responsibilities and procedural aspects regarding decision-making with respect to the special protection of the children, as well as decision-making with respect to the adoption, limiting the competence of the administrative decisional bodies (commissions for child's protection subordinated to the county and local councils of the Bucharest sectors) to the cases of provisional separation of the children from the parents, when the parents expressed their agreement and granting the courts of law the full competence for the settlement of all the other cases related to the child and family;
- ✓ it eliminates the adoption of the children from the special protection measures, defining it as a civil act, limits the international adoption of the children to their 2nd

degree relatives (up to the degree of brother or grand-parent) and promotes by special measures the internal adoption;

As for the implementation of the legislation in the field, the development of the social services which to prevent the institutionalisation and the social services as alternatives to the institutionalisation were emphasised. At the same time, new residential centres were set up as a result of the shutdown of the old-typed institutions. The results of these reforms may be seen by analysing the main indicators, namely:

- decrease in the number of children institutionalised in residential services (placement centres, emergency reception centres, maternal care centres);

	2005	2006	2007
Public residential services	23,684	21,198	20,532
Private residential services	5,102	4,907	4,582
TOTAL	28,786	26,105	25,114

Source: National Authority for Child Protection Rights

- existence of 467 apartments in which the children benefit from a family-typed protection, as well as of 361 family-type homes;
- the number of childcare assistants: 15,225;
- the number of children entrusted to foster families (professional childcare assistants, relatives up to the 4th degree inclusive) is of 48,172 in 2007;

	2005	2006	2007
To childcare assistants employed by the public services (DGASPC, local councils)	17,213	19,571	20,226
To childcare assistants employed by the authorised private bodies	348	238	186
To relatives up to the 4 th degree, including	24,689	23,847	21,888
To other families and persons	55,473	4,215	3,870
TOTAL	47,723	47,871	46,172

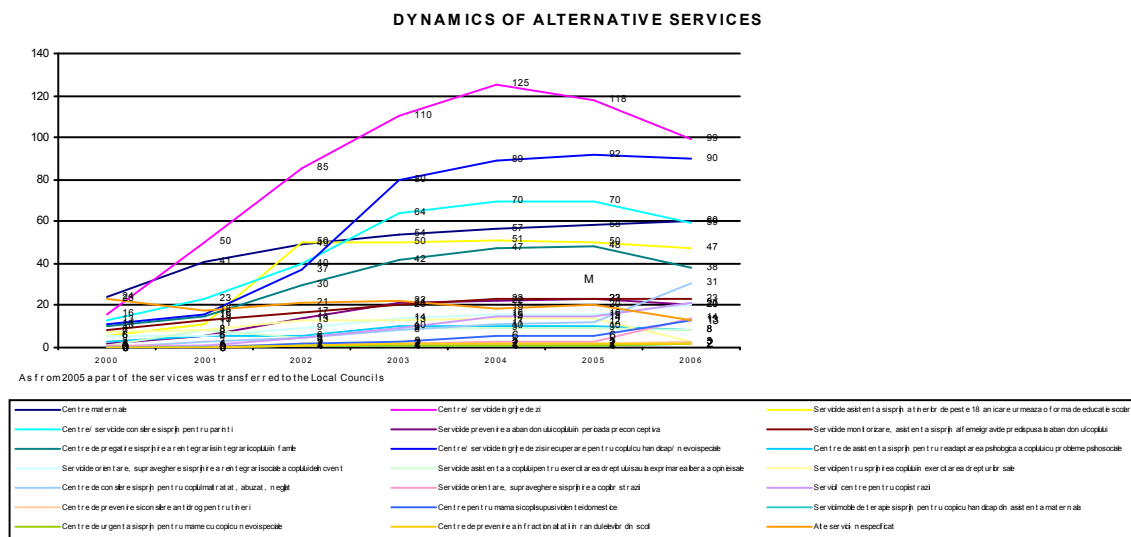
Source: National Authority for Child Protection Rights

As for the deinstitutionalisation process, one can notice the outstanding results recorded during the 2005 – 2006 period, i.e. the number of the children who left the protection institutions was 4.5 times higher in 2006 than in 2005.

	2005	2006
Children reinserted in their family	577	2,077
Reaching the age of 18/26 years old	355	1,940
International final and irrevocable adoption	3	0
Competence forfeiture, death, other causes	157	889
TOTAL	1,092	4,906

Source: National Child Protection Authority

The development of services as alternatives to the institutionalisation represented the priority of all the programmes in the field. As a consequence of all these actions, one may notice a dynamics of the development of alternative services, as set forth in the chart below:



Source: National Child Protection Authority

For the development of alternative services, Programmes of National Interests were promoted and implemented with the support of non-government organisations, so that in 2005 the following were established:

- i. 2 professional guidance and counselling services (a residential centre and a day centre) for the youths having left the protection system.

- ii. 2 centres of transit for the protection of repatriated children and victims of the trafficking and prevention activities for 4,850 children were performed;
- iii. 4 local inter-sectorial teams for the prevention and fight against the exploitation by work at the level of Bistri a N s ud, Mure , Vrancea and Alba Counties and 40 focal points (consultative community structures), as well as 3 day centres and 4 centres for the prevention of children's exploitation by work.
- iv. 108 community social services: 26 services in charge with preventing the separation of the child from his parents (5 day centres, 5 counselling centres for parents, 16 services for the monitoring of the woman likely to abandon her child) and 82 social assistance units at the level of city/town halls, in which 96 persons were employed.

During 2006, 5 programmes of national interest were carried out, among which we mention:

- The programme named "Setting up placement centres of family type – houses and apartments for the children from the institutions whose capacity is higher than 100 places, which were not restructured on modules of "family type", amounting to RON 3,731.6 thousand by which 7 family type homes were set up in Ilfov and Hunedoara Counties.
- The programme named "Development of alternative services for disabled/HIV/AIDS infected children", with a budget of RON 2.260 thousand, having as objective the establishment of 4 alternative services for disabled/HIV/AIDS infected children of Braila County, as well as the continuation of the programme of national interest "Development of day/recovery services and/or shutdown of the old-fashion institutions intended for disabled children that cannot be restructures/rehabilitated", launched in 2005. Within this programme, the Centre of services for children with severe disabilities of Râmnicu Vâlcea, Vâlcea County, consisting in 2 placement centres of family type (2 homes of family type) was established and the Centre of services for the children with severe disability of Lugoj, Timis County comprising 2 placement centres of family type (2 homes of family type and an administrative unit)

is under completion and the day and recovery centre for the disabled children of Babeni, Vâlcea County is extended;

- "The development of the network of community social services for children and family and the support of the family facing a crisis situation for the purpose of preventing the separation of the child from his/her family ", with a budget of RON 6,088 thousand, by which 32 services in charge with the prevention of the child's separation from his/her family were established in 5 counties, 68 persons with social assistance responsibilities were employed at the level of local councils of the communes, and 134 consultative community structure were established and their members were trained.

In 2007, 2 programmes of national interest were carried out, namely:

- ⇒ "Development of alternative services for disabled children/handicap children/ children with HIV/AIDS", having a budget of RON 3,200 thousand, through which 26 professional child care assistants were recruited and trained, 12 child care assistants were hired to whom 12 disabled children were placed;
- ⇒ Developing the community social services network for child and family and supporting the families in crisis with a view to preventing the separation of the child from his/her family", having a budget of RON 1,400 thousand, through which 210 persons within social assistance public services and 512 persons within the services of residential type were trained.

Regarding the social reintegration of the street children, the project "Street children initiative" was promoted, financed by the Council of Europe Development Bank with the amount of EURO 4.78 million. By this project 20 centres are being created for 300 children and about 150 social workers shall benefit from training programmes.

Another aspect on which the actions in the child's rights protection field were focused was that of training professionals involved in child's rights protection which have as main objective the presentation of the new regulations introduced by the Law 272/ 2004, as well as acquiring the necessary abilities by the professionals for the proper enforcement such provisions.

100 2-day workshops were organised during the period August-September 2005, which reunited 1,800 professionals from the entire Romanian territory, namely doctors, teaching staff, priests, police, magistrates and social workers. During the November 2005 – January 2006 period, one day sessions were organised for all the participants within which they presented the manner in which they used in the current professional activity the knowledge acquired during the initial workshops and analysed the tools for a better cooperation between the professions at county level.

86 workshops were organised for 2,600 social workers within the county and local authorities, focused on their cooperation mechanisms, as well as the new responsibilities acquired as a result of the enforcement of the new legislative package.

Within the training session, the approach was adjusted to professionals working with disabled, Roma children or children belonging to other minority groups, street children, children committing criminal offences and are not criminally liable, traffic of children etc.

The problems approached with respect to Roma children and their families were focused on the right to education and prevention of the school dropout, and to the possibility to continue the years of studies for those having interrupted them, marriages between Roma persons – which is a particular problem of the Roma community - the right to health, the guarantee of normal conditions of life, access to the social benefits, as well as the prevention and fight against the discrimination.

Within the new PHARE project launched in December 2005, manuals for 6 professional categories (social workers, teachers, health personnel, judges and prosecutors, policemen and priests) regarding their role in the protection and promotion of children's rights were drawn up. A separate chapter within such manual is destined to the "Discrimination".

The National Authority for the Protection of Children's Rights carried out an educational campaign with respect to the children's rights financed by the European Union through the PHARE programmes.

The first part of the campaign, which was carried out between October 2004 and March 2006 having the slogan "Drepturile copiilor sunt lege!" (Children's rights make the law!) was structured on three components: the information campaign targeting the general public, and bearing the same name, the training component for the professional groups (100 workshops with the participation of 1,800 professionals) and national and international media-related activities.

The population awareness activities and the efforts aiming at changing the perception and the attitudes toward the rights of the children and the stimulation of the decision-making process and of the good practices in the interest of the Romanian children continue by a new Phare project that was launched in December 2005 and shall be completed in October 2007.

The national population information and awareness campaigns covered:

- the role of the parents, of the holder of the parents' role, of the holders of rights and obligations with respect to their children;
- children's rights acknowledged by the UNO Covenant regarding the rights of the children and the Law no. 272/2004
- the prevention of the children abuse and of the corporal punishment applied to them;
- the prevention and fight against children's exploitation, carrying out of information and training activities for all the professional categories liaising with children so that they understand the spirit of the legislative package (multidisciplinary and inter-institutional training);
- Guaranteeing the actual exercise of the children's rights
 - the right to identity establishment and maintenance
 - the right to a legal representative in all the situations
 - the right to health
 - the right to education
- The right to special protection
 - Reassessment of the situation of the children included in the protection system, including the children declared by a court decision as abandoned

- Ensuring as a priority the maintenance of the children within their family
- Ensuring the maintenance of the relationships of the child with the parents and persons they attached on, in the event of a special protection measure
- Observance of the right of the children with power of discernment to express their opinion with respect to all the decisions concerning them
- Provision of adequate services responding to the individual needs of the child separated, on a provisional or permanent basis, from his/her parents;
- Observance of the rights conferred to the children being abroad, without being accompanied by a parent or legal representative or who are not under the legal custody of certain persons, to return within the shortest term possible near their legal representatives;
- Observance of the child's right to be protected against all kind of traffic;
- Observance of the child's right to be protected against abuse or negligence

Information and awareness campaigns regarding the promotion of the children's rights were also carried out by the **General Directorate for Social Assistance and Child Protection** from the counties and Bucharest districts.

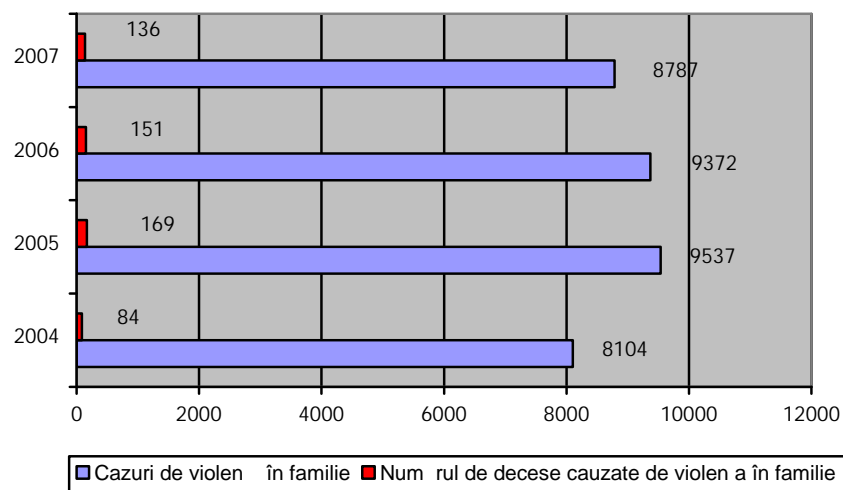
2.2.6. Protection of the victims of domestic violence:

According to Art. 2 in the Law no. 217/2003 on preventing and fighting the domestic violence, the domestic violence "(1) ... means any physical or verbal action committed on purpose by a family member against another member of the same family causing a physical, psychological, sexual suffering or a material prejudice. (2) At the same time, the prevention of the woman from exercising her fundamental rights and freedoms is also deemed domestic violence."

The national statistics regarding the domestic violence phenomenon are alarming but however this is only the visible part of the iceberg. The statistical data of the Agency reveal that during the 2004 – 2007 period, 35,800 cases of domestic violence were recorded at national level and 540 deaths caused by violent acts committed in the family were reported. We estimate that the actual number of the domestic violence cases is much higher given the fact that many of the victims do not contact the competent institutions or do not

declare the actual problem that they face. At the same time, many institutions do not deem the domestic violence cases as such or do not report such cases to the Agency.

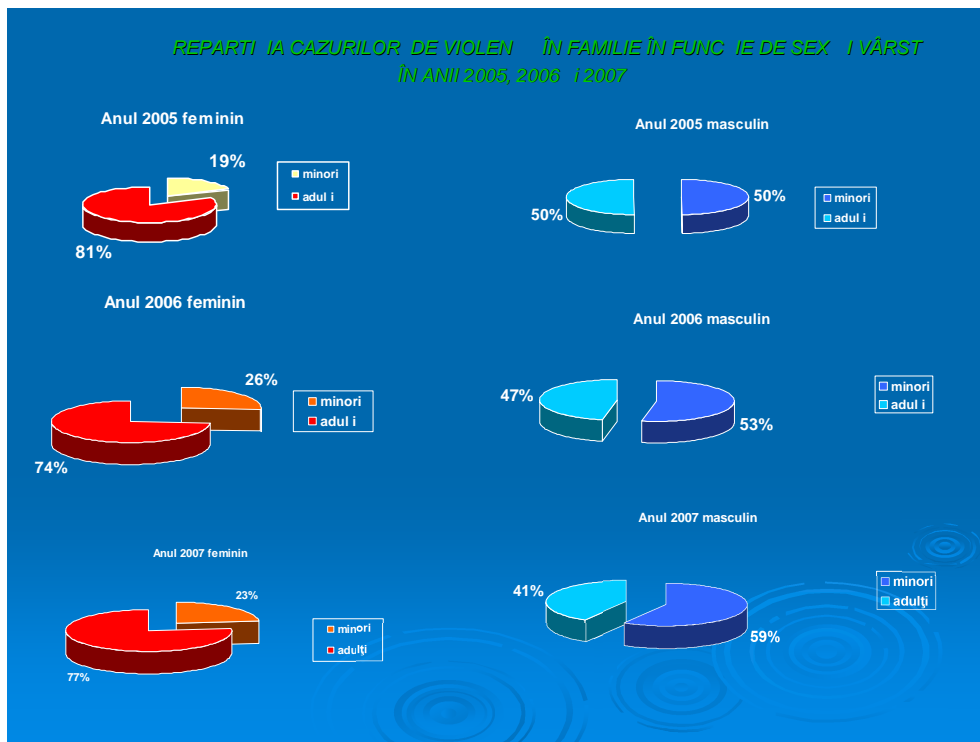
The official statistical data were recorded and processed by the Agency based on the quarterly reports submitted by the Divisions with competences related to the fight against the domestic violence within the county labour and social protection directorates. The Division collects, in its turn, data regarding the domestic violence cases recorded by its partners at the level of such county, based on the Inter-institutional Cooperation Protocols signed in all the counties of the country, including Bucharest. The main institutions reporting domestic violence cases are: County Police Inspectorates, forensic medicine institutes/departments, the General Direction for Social Assistance and Child Protection/Public Social Assistance Service, the County Public Health Authorities and other social services providers acting in the field of domestic violence.



Source: The National Agency for Family Protection

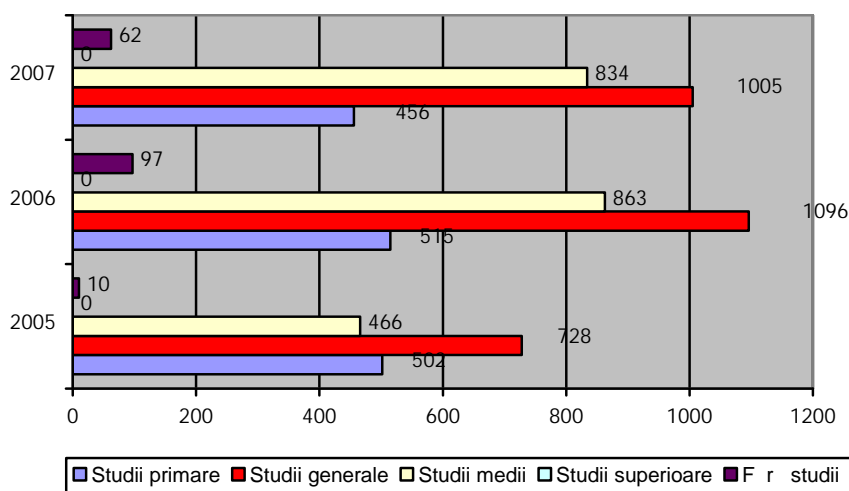
According to the administrative data held by the National Agency for Family Protection, in 2007, 8,787 domestic violence cases were recorded, as follows:

- ⇒ 5,794 female victims (4,447 adults and 1,347 under aged), representing 66% of the 8,065 domestic violence cases;
- ⇒ 2,271 male victims (937 adults and 1,334 under aged), representing 25.84% of the 8,065 domestic violence cases.
- ⇒ For 722 domestic violence cases the gender and the age are not mentioned.



Source: National Agency for Family Protection

Situation of the domestic violence victims based on the education level



Source: National Agency for Family Protection

In 2007, 136 deaths were recorded, representing 1.55% of the total of 8,787 domestic violence cases of 2007, among which for 107 deaths the gender was mentioned:

- a) 69 female victims, representing 50.74% the 136 deaths with mentioned gender, 2.34 % of the 5,794 female victims of 2007;
- b) 38 male victims representing 27.94% of the 136 deaths with mentioned gender 1.67% of the 2,271 male victims of 2007.

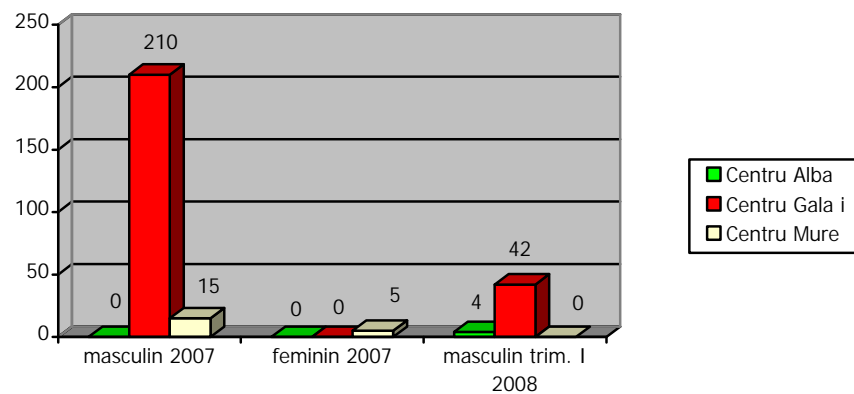
The data processed by the Agency revealed that the most part of the abuses take place at home, among the family members and that the victims are mainly women and the committers are in most cases the men. Thus, we may draw the following conclusion:

- √ 55% victims are women;
- √ 28% are under aged and 17% are male and in this case 60% are aged persons;
- √ Physical (56%) and psychological (24%) aggressions are most frequently felt by the victims;
- √ 54% of the domestic violence cases take place in the urban environment and 46% in the rural environment;
- √ The aggressors are the parents (39%), spouses (33%), the common-law husbands (13%), friends (6 %);
- √ Most assisted victims graduated from high school or professional schools, being followed by those with 5-8 classes; closely near rank those with higher education and college education; a small number of victims graduated 1-4 classes or have no education at all;
- √ The most victims are weekly abused (34%), daily (21%), monthly (18%) and less frequently than monthly (27%);
- √ A quarter of the victims gained on a monthly basis less than RON 300, a quarter RON 300-850 and a quarter more than RON 850, the remaining gain no income or live from the social aid.

During the 1st quarter of the year 2008, 2,372 cases of domestic violence were reported to the Agency, of which 78% are female victims (65% are females) and 22% male victims (28% males), and the remaining are under aged.

The domestic violence is a destructive behaviour aiming at establishing and maintaining the control over the life partner. According to the data reported to the National Agency for Family Protection by the centres for domestic aggressors, in 2007 – 1st quarter of 2008 period 276 domestic aggressors were recorded. In such centres, the domestic aggressors benefit from social, psychological, legal counselling, conflict mediation, psychological, psychiatric, dealcoholization and disintoxication treatments (provided in hospitals or specialised sanitary units with which a cooperation convention was conclude), as well as information and guidance services.

The number of domestic aggressors from the rehabilitation and integration centres:



*) The Alba Centre was inaugurated on 1st January 2008

In Romania, such type of violence appears at the level of all social classes and is directed against all women, irrespective of the age or social status. Within this framework, we mention that in 2005 The National Strategy in the Field of Prevention and Fights against Domestic Violence Phenomenon (the Government Decision no. 686/2005) was approved, also including the Plan of Measures for Implementing the National Strategy in the Field of Domestic Violence Phenomenon during the 2005-2007 period.

The proposed objectives aimed at completing and harmonising the legislative framework existing in the field, at developing an unitary system of social services specific to the field, at creating a national information and IT system for the registration and reporting of domestic violence cases, at developing the capacity of the public authorities to develop and implement social policies and programmes, as well as to monitor and assess the policies and programmes in the field of domestic violence etc.

With a view to developing a unitary system of social services specific to the field of prevention and fights against the domestic violence, a series of National Interest Programmes²⁵ (PIN) were approved, based on which 4 project selection sessions were organised and 25 government grant projects were awarded, as follows:

- ⇒ For the “Support granted to the specialised services system by partnership financing of projects destined to the development and maintenance of the units specialised in the prevention and fight against domestic violence”, there were 19 successful bidders. Thus, 12 new homes for domestic violence victims were/are to be established and 6 already established homes are financed. The homes are located in the following counties: Alba, Arad, Argeş, Bistriţa-Năsăud, Bucharest, Buzău, Caraş-Severin, Constanţa, Covasna, Gorj, Harghita, Ialomiţa, Maramureş, Neam, Vaslui, Vâlcea, Vrancea.
- ⇒ For “The development of social rehabilitation and reintegration services conceived for the domestic aggressors” there were 6 successful bidders, and the first assistance centres for domestic aggressors of the country were established in the following counties: Alba, Arad, Bucharest, Galaţi, Mureş, Vrancea.

The National Agency for Family Protection drafted a project sheet in 2006, the domestic violence problem being included within the Social Inclusion Project (SIP), in “Social Assistance Programmes” – the “Programme for the Victims of Domestic Violence” (PVDV). The Social Inclusion Programme (SIP) is financed by a loan granted by the International Bank for Reconstruction and Development (IBRD) and co-financed by the Government of Romania pursuant to the Loan Agreement no. 4825 RO between Romania and IBRD signed in Bucharest on 04 July 2006 and ratified by the Law no. 40/2007.

The aim of this project is to improve the life conditions and social inclusion of the disadvantaged groups or groups in risk situation, including the domestic violence victims within the Programme for the victims of domestic violence, part of the Social Assistance Programmes – one of SIP components. Thus, the development of the integrated social services for the victims of domestic violence is sought through the creation of a network of centres, training of the specialised personnel, public awareness of the phenomenon and its consequences.

²⁵ Government Decision no. 197/2006 for the approval of the national interest programmes

The specific objectives of the Programme for the Victims of Domestic Violence aim at:

- a) creating a network of centres (16) for the victims of domestic violence by financing sub-projects regarding domestic violence victims (granted in competitive conditions) through the rehabilitation/construction of buildings for the centres intended to shelter and assist the domestic violence victims, furnishing, provision of equipment; during this period, the ANPS carries out the procedure of selection in order to grant financing to the projects for the establishment of such centres.
- b) training the personnel of the centres for the victims of domestic violence and the personnel of the National Agency for Family Protection;
- c) drafting several methodological guidelines regarding the good practices and project assessment methods;
- d) carrying out activities for awareness raising and information of the public opinion;
- e) developing an information management system.

For the purpose of achieving the specific objectives and implementing the project activities, in 2007 the following were performed:

- √ The Operational Manual for the Programme for the Victims of Domestic Violence - drafted;
- √ The strategy of the awareness raising campaign – achieved;
- √ The Terms of Reference for the artwork component of the awareness raising campaign – in progress;
- √ The technical specifications for the printing and delivery of the informative materials.

At the initiative of the National Agency for Roma, the National Agency for Family Protection joined the partners within the Human Resources Development Sectorial Operational Programme for Human Resources Development, Priority Axis 6 – “Social Inclusion Promotion, Intervention Field 6.1. “Social Economy Development” (namely the National Anti-Drug Agency, National Administration of Penitentiaries, the National Agency for Supporting the Youth Initiatives in the implementation of a project targeting the development of the human capital and increase of the competitiveness of 20,000 persons belonging to vulnerable groups. The activities of the project target:

- √ The professional training, entrepreneurial training and personal development;
- √ The increased opportunities of participation in the labour market by supporting the establishment and development of social undertakings and inclusion support services.

The increase of the degree of information and awareness as to the effects of the domestic violence phenomenon and its seriousness among the population of Romania was achieved by a series of events, such as:

- During the 10 - 22 March 2007 period, The opening of the photography exhibition named "La Feminin" was organised by ANPS with UNFPA (The United Nations Population Fund) upon the celebration of the day of 8 March – the international day of the woman, within the Cultural Centre of the Ministry of Interior and Administrative reform.

The National Agency for Family Protection (A.N.P.F.) and the Council of Europe Information Office of Bucharest (B.I.C.E.) organised in Romania, during the 28 November – 10 December 2007 period, organised actions for fighting against the women within the Paneuropean Campaign of the Council of Europe (2006-2008). The campaign was supported by the Parliament of Romania, through the Committee on Equal Opportunities within the Senate and the Committee on Equal Opportunities for Women and Men within the Chamber of Deputies; the United Nations Population Fund; Romanian Orthodox Church; Romano-Catholic Church; National Audiovisual Council of Romania; Ministry of Education, Research and Youth; Ministry of Interior and Administrative Reform; Romanian Broadcasting Company; Romanian Television; Prefect's Institutions; County Councils; Regia Autonomă de Transport București; METROREX S.A.; City Halls of the counties' capitals; Territorial Directorates of Labour and Social Protection; General Directorates of Social Assistance and Child Protection; schools and universities; NGOs acting in the field.

Actions of the campaign:

A. At national level, three big events were organised:

1. The launching press conference which took place on 28 November 2007, at 10.30 a.m., at the Council of Europe Information Office of Bucharest. The senator Cornelia Cazacu, president of the Committee on Equal Opportunities within the Senate, the Deputy Minodora Cliveti, president of the Committee on Equal

Opportunities for Women and Men within the Chamber of Deputies, Mrs. Theodora Bertzi, State Secretary coordinating the Department for Social Affairs and Equal Opportunities within the Ministry of Labour, Family and Equal Opportunities and Mrs. Mihaela Cristina Mostavi, president of the National Agency for Family Protection.

2. Launching of the Guidelines for Intervention in the Domestic Violence Cases, within a working meeting organised with the support of UNFPA, during the 5 – 6 December 2007 period. The meeting joined together representatives of the partner central public institutions: Ministry of Justice – Probation Directorate, Public Ministry, Ministry of Public Health, Ministry of Interior and Administrative Reform – Institute for Criminality Investigation and Prevention, “Mina Minovici” National Institute of Forensic Medicine, the National Authority for the Protection of Child’s Right and of the non-government organisations active in the field.
3. The meeting – the debate of 10 December 2007 at the Parliament of Romania, which took place in the Constantin Stere meeting room being focused on the legislative amendments in the field. The participants in this action underlined that the present legislative framework needed to be improved, based on the comparative analysis of the positive matters of the practice and legislation of other European states in the field of prevention and fight against the domestic violence.

New activities and contributions within the campaign:

- The conveyance of the messages of the Campaign by the representatives of the National Agency for Family Protection, by participating in shows, debates, talk shows and by giving interviews to radio and TV stations, as well as by transmitting statistical information to the press agencies and publishing it in daily newspapers, both at local and central level.
- Participation in shows, such as “Cadran - Sfertul academic” of Radio România Actualități, “Mesaje europene” of Antena satelor and talk show of Radio România Cultural.
- the High Priest Daniel, the Patriarch of the Romanian Orthodox Church, also supported the Campaign by transmitting to message of the fight against domestic violence to parishes. The priests, in the church services of the orthodox churches, provided advices for stopping the domestic violence. The national campaign was mediated also by the Press Office of the Romanian Orthodox Church “Basilica”, “Lumina” newspaper, as well as by the radio and television station.

- His Excellency, Dr. Ioan Robu, Archbishop of the Romano-Catholic Church conveyed the message of peace, accompanied by advices related to the prevention and fight against the domestic family, by the Romano-Catholic parishes during the campaign.
- During the entire Campaign, the channels of the Romanian Broadcasting Company, the national and regional channels, as well as certain private television and radio channels broadcasted video and audio spots of the Council of Europe Campaign: "Stop domestic violence against women", the Romanian language version.

B. At local level:

Events and actions were organised in all 41 counties of the country, based on the framework project approved by the management of the Ministry of Labour, Family and Equal Opportunities. The territorial actors of the campaign were: the Directorates of Labour and Social Protection, the non-government authorities acting in the field, the General Directorates for Social Assistance and Child Protection, as well as the information territorial offices of the Council of Europe Information Office of Bucharest. With their support, during the period 28 November – 10 December 2007, manifestations focused on the prevention and fight against the domestic violence were organised and the campaign materials (banners, posters, flyers, brochures, stickers, audio and video spots) were disseminated. The manifestations took different forms, such as:

- round tables, in each county being organised at least one meeting on this theme, interviews and debates with the participation of the local press, meetings with the local decision-making factors and NGOs;
- debates in school, at the counselling and guidance classes focused on domestic violence, creation of a symbolic iron doors on which the pupils fixed hundreds of locks, representing the closing of the violence door (Mure), organisation of thematic classes for the purpose of informing the students (Petre Andrei University of Ia i) with respect to the existent services in the field of prevention and fight against domestic violence;
- video projections, dissemination of brochures and flyers, posters, dissemination of brochures to the health mediators in the towns with Roma inhabitants (Bistri a N s ud), drawings, posters, sculptures and essays exhibition, on the following themes: "O lume f r violen " (a world without violence); "Combaterea violen ei în familie" (fighting domestic violence), "Familia MEA" (MY Family), "NU violen ei de orice fel" (NO to all types of

- violence); workshops focused on the theme "Toleran zero fa de violen a în familie" (zero tolerance for domestic violence) were organised;
- the involvement of the police representatives in the organisation of the seminar: "Prevenirea violen ei în familie" (Prevention of the domestic violence) (Br ila), of the caravan in the rural environment named: "Zilele prevenirii violen ei în familie" (Days of domestic violence prevention) (Constan a), participation in TV shows TV (Hunedoara County Police Inspectorate);
 - the religious cults and confessions organised ecumenical praying evenings for the victims of the domestic violence;
 - sleeplessness evenings for the violence victims in five counties;
 - debates in the Penitentiary of Slobozia with the participation of the persons who were under the custody of the Probation Division, organisation of a meeting with the inmates of the Giurgiu Highest Security Penitentiary, focused on the following theme: "Nu violen ei în familie" (no to domestic violence); at this event, representatives of the public institutions talked and information materials were shown on the screen;
 - in Sibiu County, within a public-private partnership, a psycho-social research targeted on the comprehension of the perceptive model of the pupils of 10-15 years of age on the phenomenon of the domestic violence, as well as a poll on the theme "Violence – non-violence" were organised.

As from 2007, Romania has access to the Community Programme DAPHNE 3 – "Programmes fighting violence against children, youths and women". This programme is carried out during the 2007 – 2013 period, with a total budget of EUR 116.85 mil. and has the following purposes:

- ⇒ The drafting of studies and researches, surveys, establishment of indicators, etc.;
- ⇒ The organisation of seminars, conferences, round tables, conceiving of information and awareness campaigns, etc.;
- ⇒ To encourage the cross-national projects of community interest in the field;
- ⇒ To support the non-government organisations.

Another objective of the National Agency for Family Protection is to implement at national level the Integrated information system for the registration, reporting and management of the domestic violence cases and domestic aggressors "SIIVF".

The National Agency for Family Protection launched in December 2007 the first Guidelines for Intervention in the Domestic Violence Cases for the social services providers acting in this field. The guidelines is addressed to all the professionals directly getting in touch with the victims of the domestic violence and domestic aggressors, to the professionals involved in drafting the policies of social inclusion and observance of the fundamental human rights, as well as to the students and social workers.

- it provides a series of theoretical and practical information intended to guide the professionals in the integrated and efficient approach of the domestic violence phenomenon and in the provision of quality services to the beneficiaries;
- it proposes a common language for the political decision makers, specialists and professionals in the field for the purpose of creating a unitary framework of the actions of prevention and fight against the domestic violence;
- it emphasises, bases on the complexity of the phenomenon, the need of an interdisciplinary and inter-institutional cooperation for the purpose of granting an efficient support to the victims.

For the years 2008-2010, the Agency planned to achieve the following objectives, taking into account the actions included in the Government Plan for 2005-2008, namely:

- the implementation, at national level, of SIMCVF (the system of registration, reporting and management of the domestic violence cases); cooperation/negotiation with the involved ministries for the purpose of completing the specific registrations forms; the identification of the most efficient means to implement the system; the system of registration, reporting and management of domestic violence cases is the system of collection, reporting and aggregation of the statistical data regarding the victims of the domestic violence and the domestic aggressors.
- the adoption of the Government Emergency Ordinance on the amendment and supplement of the Law no. 217 of 22 May 2003 on preventing and fighting domestic violence. The draft law aims at regulating the legal framework for the implementation at the national level of the System of registration, reporting and management of the domestic violence cases, as well as at creating the institutional framework required in order to put the basis, draft,

implement, monitor and assess the policies, programmes and strategies in the field of prevention and fight against domestic violence.

- the drawing up of the amendment draft of the Law no. 217/2003 on preventing and fighting the domestic violence; the project shall include adequate measures for the protection of the victims of domestic violence for the purpose of keeping the victim safe, removing the imminent danger and preventing the domestic violence deeds from being committed.

- the amendments of ANPF as for the domestic violence offences in the Criminal Code, Criminal Procedure Code and Civil Procedure Code.

- the monitoring of the enforcement of the Law no. 217/2003 on preventing and fighting the domestic violence.

- the drawing up of a draft law on the minimum cost for each social division acting on the field of prevention and fight against the domestic violence (victim or aggressor) – development, testing and implementation of certain standards of cost, as well as the analysis and update of the quality standards regarding the divisions preventing and fighting against the domestic violence. The Applicant's Guidelines intended for the second selection for the award of the government grant projects within the programmes governed by the Government Decision no. 197/2006, as amended by the Government Decision no. 1726/2006, set forth a model of monthly reporting destined to the beneficiaries of the financing, which to enable, apart from the actual monitoring of the project implementation standard, the collection of the data required for the cost assessment in an emergency reception centre and assistance centre intended for the domestic aggressors. At the same time, the observance of the cost and quality standards is sought by the accessing the financing within the Operational Programme for Strengthening the Administrative Capacity.

- the drawing up of certain draft decisions for the approval of programmes of national interest regarding the development of a network of centres intended for the victims of the domestic violence and domestic aggressors (the GD no. 197/2006, as subsequently amended and

supplemented, shall be completed on 31 December 2008), the performance of a research regarding the domestic violence phenomenon in Romania, the training of the personnel specialised in the field, the discount of the medico-legal expertises for the victims of the domestic violence are sought;

- the performance of actions for preventing and fighting the domestic violence, in cooperation with the partner institutions.

- the continuation of the process of implementation of the Social Inclusion Project (PIS) – the programme for the victims of the domestic violence by creating a network of centres, training the specialised personnel, raising the public awareness on the phenomenon and its consequences, as well as by developing certain tools for monitoring and assessing the projects and the services acting in the field.

- the approval of the new national strategy in the field of prevention and fight against the domestic violence;

- the involvement and facilitation of the access of the non-government organisations and public or private institutions acting in the field of prevention and fight against the violence against children, youths and women, to Daphne III Programme, as part of the General European programme “Fundamental Rights and Justice”, for the purpose of contributing to the obtainment of a high level of protection against violence, in order to increase the protection of the physical and mental health.

- enlargement of the present cooperation scope by signing cooperation protocols with central government structures, such as: National Agency against Trafficking in Persons, National Anti-Drug Agency, National Agency for Equal Opportunities for Women and Men.

- the printing and delivery of the Guidelines of Intervention in the Domestic Violence Cases to the professionals directly getting in touch with the victims of the domestic violence and domestic aggressors.

2.2.7. Protection of the drug addicts:

During 2006, according to the information provided by the Ministry of Public Health, 1,912 cases of admission for treatment as a result of the psychoactive substances, including alcohol, tobacco, pills were recorded. One can notice that 58% of the cases were previously treated and 46% of the total number of admissions for treatment were recorded in Bucharest. In terms of gender, 74% were males and 26% females, and in terms of professional status, 58% were jobless, 16% were pupils or students, and 15% employees.

According to the information provided by the National AntiAIDS Commission, in Romania there were 8,600 HIV positive or AIDS infected persons aged more than 14. Of this number, 22 cases were due to the consumption of intravenous drugs.

The mortality recorded among the consumers was in 2006 of 20 persons, of whom 16 direct deaths (overdoses) and 4 indirect deaths.

The National Anti-Drug Agency carried out in 2006 a series of programmes²⁶ focused on the prevention of the drug consumption in schools, family, community. The programmes developed in relation to the prevention of the drug consumption in schools:

- ⇒ The contest "Mesajul meu antidrog" (my anti-drug message) carried out during 2006-2007 school year and which joined 140,000 participants. The performed activities were related to: a web page, short film, digital photography, creative essay and sport.
- ⇒ The project "Clase fără fumată" (non-smoking classes) carried out in 19 counties and Bucharest and Bucharest had as direct beneficiaries 28,685 children enrolled in classes V-VIII and 1,237 teachers, as well as 50,000 parents as indirect beneficiaries.
- ⇒ The Project "Vigilant – Independent - Puternic, fără alcool" (Vigilant – Independent – Powerful, without alcohol) was focused on activities aiming at preventing the alcohol consumption through the development of pupils' personal

²⁶ The National Anti-Drug Agency – "Assessment report of 2007 regarding the achievement status of the actions set forth for 2006 in the Action Plan for the implementation of the National Anti-Drug Strategy during 2005 – 2008 period"

skills. 10,952 pupils, 470 teachers and 20,000 parents benefited from this project.

- ⇒ The Project "Liceul – pragul vie ii" (The high school – the threshold of the life) was launched in 2006 for the purpose of establishing multipurpose teams in charge with delinquency, offences and drug consumption among the pupils from 102 high schools of Bucharest.
- ⇒ Within the students' festival "Dependent de libertate" (Addicted to freedom), carried out in 7 state education units of Bucharest, 5 movies conveying an anti-drug message were put on screen, a concert promoting anti-drug messages was organised and at the same time 70,000 brochures and 800 posters were disseminated.

Programmes carried out for the prevention of drug consumption inside the family:

- ⇒ The pilot project "PROTEGO" aiming at developing the educative abilities for the prevention of drug consumption among the parents of the pupils from the 7th grade. During the 2006-2007 school year, the project was implemented at national level in 64 schools of 1-8 classes, having as beneficiaries 1,000 parents.
- ⇒ The development of an information campaign "Riscurile consumului de droguri la mamă și copil" (The risks of drug consumption for the mother and the child) by which 600 future mothers shall be informed.

At the same time, the centres for prevention, assessment and anti-drug guidance initiated and carried out in 2006 a series of individual or partnership project, which had as purpose the information, training and counselling.

As for the health, psychological and social assistance activity, the decrease of the risks and social reinsertion of the victims, in 2006 131 psychological assessments, 136 health assessments and 149 social assessments were performed. At the same time, at the level of the centres for prevention, assessment and anti-drug guidance, 1,005 individual guidance sessions and 56 guidance groups were performed, and as a result of the performed social interviews and surveys, 441 persons in risk situation were identified. The national health assistance network consists in 697 family physicians, 96 psychiatrists, 75 physicians

specialised in obstetrics and gynaecology, 70 physicians specialised in infectious diseases, 56 dermatologists.

During 2006, the following therapeutic communities were developed: Valea Doftanei – Prahova County, with a capacity of 22 places, B Ian – Harghita County, C line ti – Arge County, Strejnic – Prahova County.

For 2007, the prevention and assistance programmes shall be carried on with, in parallel with the activity related to the establishment of the centres for the prevention, assessment and anti-drug guidance (47 centres shall be set up), of the centres of integrated assistance of the addicts (15 centres) and of the methadone substitution centres (5 centres).

2.2.8. Programme regarding the social marginalisation

The Law no.116/2002 on preventing and fighting social marginalisation promotes the guaranteeing of the access of the youths to the elementary and fundamental rights, such as: the right to a workplace, dwelling, health assistance, education, for the purpose of preventing and fighting against social marginalisation. For the purposes of this law, the social marginalisation is defined as the peripheral social status of isolation of the individual or groups with a limited access to the economic, political, educational and communicational resources of the community; it is materialised by the lack of the minimum social life conditions.

The situation at national level in 2006, is as follows:

No.	MEASURES	Number of marginalized persons	Number of marginalized families	Number of beneficiary persons	Number of beneficiary families	AMOUNTS	
						(RON)	
						Required	Spent
1.	Access to a dwelling	30,613	14,962	7,720	4,514	78,947,485	17,951,347
2.	Access to the minimum public services	110,548	51,360	79,834	37,579	36,261,410	10,254,492
3.	Other measures	173,855	83,689	142,863	56,041	56,916,758	53,930,366
Total		315,016	150,011	230,417	98,134	172,125,653	82,136,205

Source: Ministry of Labour, Family and Equal opportunities

Apart from the measures related to the access to a dwelling and minimum public services expressly provided for in the law, the local council also initiated other measures such as:

- death grant;
- emergency (food) aid;
- aids for the payment of current expenses;
- financial aids for medication;
- financial aids for the persons in extreme difficulty as a result of the health condition;
- financial aids for the payment of certain taxes;
- deduction/exemption from the building and land taxes for the disabled persons and the families benefiting from social aid;
- allotment of certain lands for the construction of dwellings;
- free meal at the social canteens;
- subscription for pupils' transportation;
- home care services;
- transportation to the hospital for the persons in difficulty;
- payment for nursery;
- scholarships;
- social and health home care for the elderly and disabled persons;
- prevention undesired pregnancy;
- payment of the insurances to the family physician;
- personal assistants;

- special allowances for the blind persons;
- access to cable TV;
- subsidies granted to the associations and foundations;
- guidance for the persons who have executed penalties involving personal restraint, with a view to social reintegration;
- plans of services aiming at preventing the separation of the children from the parents;
- social, legal and psychological guidance;
- scholarships for the pupils coming from marginalized families.

The national programme for the employment of the socially marginalized persons was drawn up considering the need of decreasing the social effects of the economic restructuring processes, as well as the persistency of the social marginalization risk for certain categories of persons facing employment-related difficulties.

The Law no. 116/2002 on preventing and fighting social marginalisation aims at guaranteeing the actual access of the citizens, mainly of the young persons, to fundamental rights such as the right to employment, dwelling, health assistance, education and at establishing certain measures for the prevention and fight against social marginalisation.

In this respect, the above-mentioned law, as well as the Methodological norms for its enforcement, approved by the Government Decision no. 1149/2002 set forth in relation to the employment field: professional counselling, mediation and employment of the young persons of 16-25 years of age, by customised social support granted by the specialised personnel of the National Employment Agency.

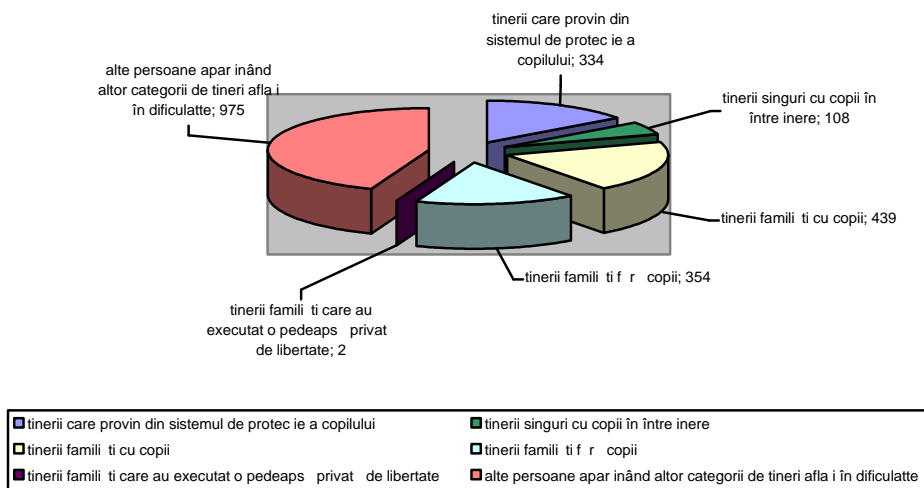
This is performed pursuant a solidarity agreement concluded between the youths benefiting from the provisions of the Law no. 116/2002 and the county and Bucharest employment agency.

During 2007, 2,476 persons belonging to the disadvantaged categories benefited from professional mediation and counselling, 2,212 solidarity agreements were concluded and 1,076 insertion employer were identified.

The 2,212 solidarity agreements were concluded with the following categories of beneficiaries:

- 334 youths coming from the placement centres and child care facilities within the specialised public divisions and private bodies authorised to act in the field of child protection (15.1%);
- 108 lone youths with children to support (4.9%);
- 439 family member youths with children to support (19.8%);
- 354 family member youths with no children to support (16%);
- 2 family member youths who executed penalties involving personal restraint (0.1%);
- 975 persons belonging to other categories of youths in difficulty (44.1%).

Solidarity agreements concluded in 2007:



The situation of the level of education of the persons having concluded solidarity agreements in 2007 according to the Law no. 116/2002, is the following:

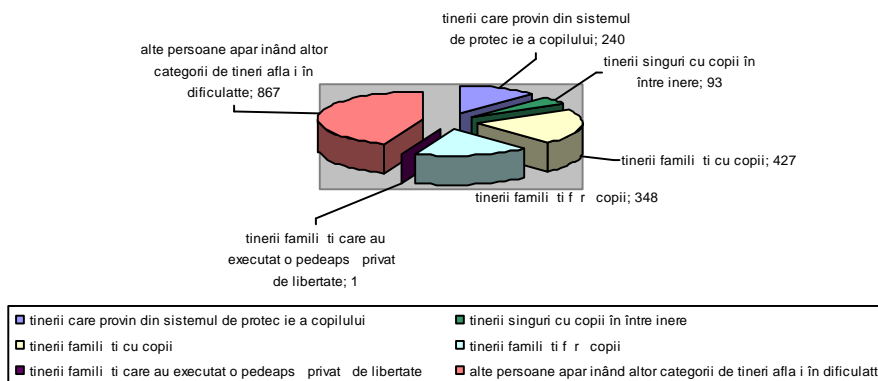
- 1,097 graduated from the classes 1-8, did not complete them or did not attend any education form (49.6%);
- 692 graduated from professional schools (31.3%);
- 384 persons graduated from high schools (17.4%);
- 39 graduated from higher education (1.8%).

As for the access to a workplace during the year 2007, 1,976 persons were employed, of whom 1,832 persons were hired based on employment agreements on determined period and 144 persons were hired based on individual employment agreements on undetermined period.

The 1,976 individual employment agreement were concluded with the following categories of persons:

- 240 youths coming from the placement centres and child care facilities within the specialised public divisions and private bodies authorised to act in the field of child protection (12.1%);
- 93 unattached youths with children to support (4.7%);
- 427 family member youths with children to support (21.6%);
- 348 family member youths with no children to support (17.6%);
- 1 family member youth who executed a penalty involving personal restraint (0.1%);
- 867 persons belonging to other categories of youths in difficulty (43.9%).

Employment agreements concluded in 2007:



The structure based on the education level of the 1,976 persons who concluded individual employment agreements according to the Law no. 116/2002, in 2007, is the following: 942 graduated from the classes 1-8, did not complete them or did not attend any form of education (47,7%), 618 persons graduated from professional schools (31,3%), 380 graduated from high school (19,2%) and 36 graduated from a higher education form (1,8 %).

The implementation of the Program of employment of the socially marginalized persons had a direct impact on the employment of all the youths who were subject to the risk of professional exclusion. In this respect, analysing the number of the employed persons of 2007 (1,976 persons), as compared to 2006 (1.705 persons), one can find an increase of 271 employed persons.

Of the total number of 1,976 persons employed during 2007, 1,441 persons were employed through the agency of the mediation services, representing 72.9% of the total number of employed persons, 523 persons were employed as a result of the professional guidance services, representing 26.5% of the total number of employed persons and 12 persons were employed as a result of the organisation of professional training courses, representing 0.6% of the total number of employed persons.

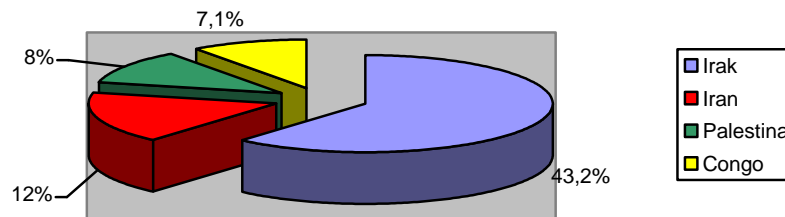
At national level, the sum paid out of the unemployment insurance budget to the insertion employers that hired socially marginalized persons in 2007 amounts to RON 11,849,201.

2.2.9. Social integration of the foreign persons who acquired a type of protection in Romania

In Romania, from 1991 until July 2007, 15,965 foreign persons requested asylum, of whom 2,723 were granted a form of protection. At the end of July 2007, 810 foreign persons who benefited from a form of protection were recorded in Romania, among whom 549 were adults and 261 children. The profile of the adult foreign persons who benefited from a form of protection is as follows:

- 72.5% are refugees and 27.5% received a subsidiary protection;
- 77% of the adults are under 45 years old and only 3.3% are more than 60 years old;
- 75.6% are males.
- 64.3% are employed;
- 91.8% have a rented or personal dwelling and only 8.2% benefit from accommodation in a specialised centre;
- 25.3% completed their studies in Romania;
- 46.3% have a health insurance;
- 15.7% completed a professional training class in Romania;
- 35.5% were granted social benefits and services (the most requested being the reimbursable aid);
- 26.5% are married with Romanian citizens and 165 children (Romanian citizens) resulted out of the mixed marriages;
- 47.7% speak Romanian very well and 31.9% speak Romanian well;
- 48.5% have been living in Romania for more than 10 years and 31.9% for 4 - 10 years.

From the point of view of the origin country:



Source: Romanian Immigration Office

The data collected by the Romanian Immigration Office reveal the trend among the foreign persons who obtained a type of protection in Romania that the males participate more actively in the economic, social and cultural life of the Romanian society. 69% of the women are housekeepers and never tried to find a workplace.

The foreign persons integration programme²⁷ has as main objective the acquirement of the skills and knowledge required in order to adapt to the Romanian society. During the July 2006 – July 2007 period, 167 persons (90 from Iraq, 20 from Somalia, 6 from Iran, Syria and Lebanon) received a type of protection, of whom 47 were included in integration programmes apart from the 40 persons already included in the programme.

2.2.10. Other programmes for the development of the social services for the persons in difficulty

For the development of an integrated system of social services and in order to ensure the actual implementation of the National Strategy on Social Services, in 2006 programmes of national interest in the field of social assistance for the disabled persons, victims of the domestic violence, aged persons and homeless persons were initiated²⁸. Thus, 9 programmes of national interest were initiated, and the total amount allotted is of RON 67,614,120.

²⁷ Government Ordinance no. 44/2004 on the social integration of the foreign who acquired a form of protection in Romania

²⁸ Additional information related to the national interest programmes in the field of the protection of the disabled persons and victims of the domestic violence may be found in the specific sections

As for the programme regarding the fight against the social exclusion of the homeless persons we mention that 37 projects were selected.

The programme of national interests regarding the development of the home care services for the dependant aged persons was allotted a budget of RON 7,600,000, and 40 projects were accepted for financing.

In order to support the activity of the non-government organisations, on an annual basis, subsidies destined to non-profit private providers of social services. In order to facilitate the process of granting the subsidies, priority financing lines were approved. In order to receive a subsidy for 2007, 3,110 financing requests for 315 social assistance units were transmitted and after the selection, 92 requests for 267 units were approved and the total approved amount is of RON 9,999,837.

For the purpose of granting subsidies for 2008, a selection was organised during the November – December 2007 period. Subsidies for 117 associations and foundations with 307 social assistance units were approved and the total approved amount is of RON 13,106,287 for 15,148 beneficiaries.

Another vulnerable category, which draw the attention of the Ministry of Labour, Family and Equal Opportunities, is that of the youths who leave the child protection system. In this respect, the National strategy for the protection of the youths who leave the child protection system (2005 – 2008) was approved, and for the implementation thereof, by the loan allotted by the World Bank within the “Social Inclusion Programme” approximately 36 social centres shall be set up and rehabilitated. The value of this project component is of EUR 47.2 M.

The persons facing special economic and social or health situations may benefit, free of charges or for a consideration, from a meal at the social canteen²⁹ for a maximum period of 90 days a year. The category of beneficiaries are as follows:

²⁹ Law no. 208/1999 on the social canteens

- a. children under 18 years of age, supported by the families whose average net monthly income per dependant is below the net monthly income of a single person, taken into account for the establishment of the social aid;
- b. the youths who attend the full-time classes of an education institution operated under the conditions set forth by the law, but without exceeding the age of 25, and 26 respectively for those who attend a higher education whose length exceeds 5 years, and who are in one of the situations set forth in letter a);
- c. the persons benefiting from social aid or other financial aids granted under the conditions set forth by the law and whose income is below the net monthly income for a single person taken into account for the establishment of social aid;
- d. the retired persons;
- e. the persons who got the retirement age, and who are in one of the following situations: are socially isolated, do not have any legal support, have no income;
- f. the disabled persons and chronic patients;
- g. any person who do not gain any income on a provisional basis.

The social canteens are subordinated to the local councils and are financed from the local budgets. They provide the following social services:

- a. preparation and serving of two meals, on a daily basis, per person, the lunch and the dinner, within the limit of the food allowance set forth by the legal regulations;
- b. supply, for a consideration, at the canteen's address, of basic agricultural food products, at the prices on which they were purchased;
- c. free transport only for the persons benefiting from the food home delivery;
- d. preparation and delivery of the food through mobile centres, for special situations.

The social services provided through the canteens are granted for free to the persons with no income or whose income is below the net monthly income for a sole person, taken into account at the establishment of the social aid. At the same time, the persons entitled to benefit from the services of the social canteens and who gain incomes above the level of the net monthly income, for a sole person, taken into account at the establishment of the

social aid, may benefit from the services of the social canteens, by paying a contribution of 30% of the income per person, without exceeding the cost of the served meals, computed for the same period.

Situation of the social canteens:

	Social canteens					
	Local budgets			NGO budget		
	Number of units	Capacity	Average daily number of beneficiaries	Number of units	Capacity	Average daily number of beneficiaries
2005	114	28,203	19,600	na	na	na
2006	124	32,086	23,590	57	4,565	3,474
2007	115	32,001	21,059	69	5,204	3,807

Source: Ministry of Labour, Family and Social Opportunities

Within the Phare project 2004/016-772.04. – the grant scheme for social services, with a budget of EUR 10.67 M, was launched in 2006, being contracted 83.4% of the funds (91 projects). By this project primary and specialised social services, as defined by the legislation governing the organisation and operation of the social services system in Romania, are financed.

On 07 September 2007, the second call for project proposals within the 2006 Phare programming was launched. The budget allotted for this call is of EUR 7 M.

For a good monitoring of the social services projects financed from different funds allotted for this purpose, a modern monitoring system was created and thus was created an web tool by which the beneficiaries of the financing enter information regarding the implementation status, the financing status, achieved indicators, etc. and the financer has a broad view of the financing status. At the same time, the Practical Guidelines for the Monitoring of the Projects Financed by Grants was drawn up. The Guidelines include the following chapters:

- ⇒ Project monitoring;
- ⇒ Amendment of the grant agreements;
- ⇒ Budget analysis and check of the funds use within the financing agreements;
- ⇒ Procurement procedure;
- ⇒ Social services.

The Ministry of Labour, Family and Equal Opportunities has developed back since 2005 the financing programme for investments in the field of social assistance³⁰. During the 2005 – 2007 period, financing in value of RON 109,651,000 were approved for a number of 121 objectives, and units of social assistance for aged persons, as well as health and social units, institutions where most part of the beneficiaries are aged persons.

The status of the investment objectives for elderly assistance and of the granted amounts, during the 2005 –2007 period:

	2005	2006	2007
Deducted amounts	RON 11,518,209	RON 8,422,277	RON 10,941,393
Number of financed units			
Homes	6	3	9
Day centres	1	2	1
Health and social units	29	25	19

³⁰ Government Emergency Ordinance no. 118/1999 on the establishment and use of the National Fund for Social Solidarity approved by the Law no. 366/2001

2.3. The increase of life quality of Roma persons (Specific Objective 3)

During 2006, the National Agency for Roma, supported by the other authorities of the central and local public administration, implemented a series of community development programmes, aiming at increasing the quality of the life of this vulnerable category. Based on the drafted studies – “The Social Map of Roma Communities” drafted with the support of the World Bank, the most vulnerable areas were identified and community projects were developed in there.

- ⇒ The most important programme is the “Community Development Programme of Hadareny Town, Mures County”, covering the 2006 – 2008 period. The value of this programme is of RON 3,487,000;
- ⇒ The programme “Partnership for Roma support – 2005”, in value of USD 120,000 financially supported by UNDP. 11 projects were financed and had as purpose: connection to water (2), access road pavement (2), fitting out a school (1), sewage (1), income generating projects (4) and reconstruction of 20 houses (1 project);
- ⇒ The implementation during the 2007 –2011 period of two specific components of the “Social Inclusion Programme” financed by the World Bank, namely:
 - for offering grants in order to finance projects of Roma poor establishments (infrastructure, development of community services, etc.) with a budget of EUR 11 M;
 - the component in value of EUR 800,000 having as purpose the institutional strengthening for the development of the capacity to monitor the Roma social inclusion.
- ⇒ The implementation of the long-term Phare programme 2004-2006 “Quickening the implementation of the strategy for the improvement of Roma situation” in value of EURO 43 mil.

As for the promotion of Roma persons employment, on an annual basis, the National Professional Training Plan and Employment Programme of the National Employment Agency are drafted and implemented. Further to the implementation of the actions set forth in the

Employment Programme of the National Employment Agency, in 2006 the following results were obtained:

- o 13,810 Roma persons were employed, of whom 3,515 were women.
- o of the total number of employed persons, 1,516 were employed after the organisation of the Job Exchange for Roma Persons.

By the implementation of the National Professional Training Programme of the National Employment Agency, in 2006, 2,283 persons of Roma origin were enrolled in professional training classes, 755 of them being women. The most requested jobs for which the Roma persons were trained were: bricklayer, stonemason, plasterer; pome fruit grower; livestock farmer; plant farmer, etc.

At the same time, in 2006 the National Employment Agency requested the County/Bucharest Employment Agencies to set up in two locations/counties where the number of Roma persons is significant, counselling centres.

The activity in these centres was supported, on a case-by-case basis, by social services providers accredited under the conditions set forth by the law or directly by the employment agency.

For 2007, by the implementation of the actions included in the Employment Programme, the National Employment Agency proposed to employ 400,000 persons, of whom at least 10,125 shall be persons of Roma origin. At the same time, the National Professional Training Plan for 2007 includes professional training courses for 55,000 persons, of whom at least 1,495 will be persons of Roma origin.

The obtained results are also a direct consequence of the Employment Caravan in Roma communities action that the National Employment Agency implemented as from the second half of the year 2005 and which resulted in the increase of the degree of knowledge of the services provided by the agency in the Roma communities, as well as the increase of their trust in the actions carried out by the agency.

At the same time, the actions of professional counselling and mediation were continued. Centres able to provide counselling services were set up in the communities where Roma persons live. A last example in this respect is the partnership that the National Employment Agency concluded with the United Nations Development Programme for the establishment of the "Social Support Centre for Roma" in Blaj; it shall provide the following types of services:

Social services:

- Services of information and counselling with respect to social rights;
- Information regarding the labour market, support for the identification and obtainment of a workplace, for the professional requalification;
- Support for school recovery;
- Support in the obtainment of identity papers;

Health services:

- Education for health
- Counselling on medical problems, including family planning;
- Facilitation of the access to public health services, including the support in the enrolment to a family physician

Training services:

- Developing computer skills;
- Health mediators training

Entrepreneurial counselling services:

- Development of entrepreneurial skills
- Business assistance and consultancy for the small entrepreneurs;
- Support for setting up a business including for setting up and management of a non-government organisations.

During the 2002 – 2006 period, educational programmes for Roma were continued and extended; such programmes were recognised and appreciated at international level, being successful because they targeted and succeeded in attracting and training of the Roma

human resources in the educational programme, as motivating and multiplying factor for possible Roma human resources and students.

Based on the existing data for the year 1990, the number of Roma pupils increased from 109,325 to 158,128 pupils (pre-school children, pupils attending I-XIII classes), during the 2002/2003 academic year, i.e. around June 2003, 3.5% of the total number of pupils (Romanian or belonging to other ethnical groups, including the Roma) attended the classes of the Romanian pre-academic education (irrespective of the teaching language). One should note that the classes taught in Hungarian language comprise approximately 170,000 students.

9.92% of the Roma pupils enrolled in an education institution (i.e. 15,807 of 158,128 pupils) chose the additional Roma curricula (comprising the 3-4 classes per week targeted on Roma language and traditions, planned for the 6th and 7th grades) – during the same school year 2002/2003. At the same time, one can note that 889 of the 18,807 Roma pupils also chose to study the Roma history and traditions, together with the Romani mother tongue.

As for the degree of knowledge of the Romani language among the Roma pupils, considering the statistical segment of 158,128, we shall note that the situation was not much different than that of the year 1990 (in 1990 – 62.7 % of the Roma pupils spoke Romani language and in 2003 – 50.77% spoke this language). As compared to the total population of Roma, we can expect that the general percentage of the Romani language speakers is much higher since the families of the Roma pupils (brothers, parents, uncles, aunts, grand-parents) must also be taken into account.

Roma children enrolled in schools as compared to the Romani language and history classes

Academic year	No. of Roma persons with declared Roma origin	No. of Roma pupils who studied Romani language and/or Romany history and traditions
2006/2007	above 250,000 (estimate of January 2007)	25,525
2005/2006	243,008	24,903
2004/2005	220,000	24,129
2003/2004	183,176	20,528
2002/2003	158,128	15,708
1989 /1990	109,325	50

Source: Ministry of Education, Research and Youth

The number of places allotted for the admission in higher education of Roma youths was distributed based on occupancy degree the school enrolment figures of the previous year.

Academic year	No. of places allotted to the admission in higher education of Roma youths
2008/2009	493
2007/2008	454
2006/2007	415
2005/2006	398
2004/2005	398
2003/2004	390
2002/2003	390
2001/2002	373
TOTAL	3,311

Source: Ministry of Education, Research and Youth

The main performed actions are as follows:

- The financing as from the 2005/2007 academic year, with the Rural Education Programme (PIR), of 80 Roma students, as scholarship beneficiaries, who are trained in different universities in order to become schoolteachers and child care worker for Roma communities.
- The large-size education programme PHARE of MECT, targeting the access to education of the disadvantaged categories, mainly the Roma children school enrolment (September 2002 – November 2007), was developed in two stages

and as from January 2006 commences the 3rd stage, until November 2007, which shall be followed by the 4th stage – also being the last (2007–2009);

- Structuring and continuing – in partnership and with financing granted by UNICEF – of a series of programmes, during the 2001 – 2007 period:
 - Editing, during 2001 - 2006, of 16 books, dictionaries, audio tapes and additional handbooks of Romani language and history, destined to Roma pupils and Roma and Non-Roma teachers;
 - Carrying on with the training, in every summer, of 45- 65 Roma students, at the summer schools of Romani language and history, for the purpose of being hired as Romani language and history teachers, in the qualification process;
 - Carrying on with the “Long-term national training programme for the Non-Roma teaching staff working with Roma pupils and children” (PNMFCDN), initiated by the Ministry of Education, Research and Youth and UNICEF, together with the Organisation “Salva i Copiii!” - in 2004, in a new formula – and from 2006, being focused on the training of 150 national trainers in Romani (the financial support being mainly ensured by UNICEF Representative Office in Romania, the Regional Centre PER for Eastern Europe (the Project on Ethnic Relations – USA) and Roma organisation “Romani CRISS”).
 - Financial support for scholarships. The annual granting during 2002-2005 period, of 117 – 220 scholarships for Roma students from the “schoolteachers – Romani language” open distance learning section of the CREDIS Department of the University of Bucharest, for the purpose of training Roma schoolteachers and Romani language teachers;

The National Agency for Roma was a partner, together with Spain, Finland and Belgium in the implementation of the “ROMAin – Policies on Roma’s Social Inclusion in Europe: Towards Succeeding in Social Intervention”. The purpose of this project is to disseminate the good practice examples of Europe, in order to serve as guidelines for different states for the subsequent development of the specific intervention measures.

At the same time, during the September – December 2006 period, the National Agency for Roma, in partnership with Floreasca Emergency Hospital Foundation and Humaniterra Foundation, carried out the women information and awareness campaign named “Cu noi, printre noi, despre noi, femeile” (with us, among us, about us, the women). The campaign was focused on themes related to Roma women health and was carried out in 10 locations > Ianca, Br ila, Gala i, Buzau, Marasesti, Pitesti, Slobozia, Targovi te, Urziceni, Bucharest and targeted 435 participants. 346 persons benefited from the glycaemia, cholesterol and EKG tests.

2.4. Equal Opportunities in Romania

Of the 21,528,627 inhabitants of Romania statistically estimated on 1 January 2008, 11,037,714 are women (51.3% - exceeding by 0.06% the number recorded in the previous year). In the urban environment, the percentage of the women in our country is higher than in the rural environment; 6,192,807 live in cities and only 4,844,907 in villages. Thus, in cities 52.% of the total population are women, as compared to the 50.2% in the villages. In the framework of the high economic growth, the employment degree of the women at the age of employment improved, from 52% in 2002 to 53% in 2006, but no change was recorded in the men's employment rate.

Employment rate of the persons at the age of employment (15 – 64 years old)

- % -

	2002	2003	2004	2005	2006	2007
Total	58.0	57.8	57.9	57.7	58.8	
Men	64.1	64.1	63.6	63.9	64.7	
WOMen	52.0	51.5	52.1	51.5	53.0	

Source: INS, Manpower in Romania. Employment and unemployment

The much more decreased employment rate of the women (53% as compared to 64.7% among the men) is not firstly due to the lack of jobs or to possible employment inequalities, but rather to the fact that the women have not the same participation behaviour on the labour market.

This feature is also justified by the fact that although the women employment rate is more reduced than that of the men, the unemployment among the women is more decreased. The ILO unemployment rate among women – which also includes the persons seeking for a job on their own – was during the entire 2002 – 2006 period exceeded by 1% by that of the men, this deference becoming even of 2% in 2006.

ILO unemployment rate

- % -

	2002	2003	2004	2005	2006	2007
Total	8.4	7.0	8.0	7.2	7.3	
Men	8.9	7.5	9.0	7.7	8.2	
Women	7.7	6.4	6.9	6.4	6.1	

Source: INS, Manpower in Romania. Employment and unemployment

The fact that the unemployment rate among the women knew a decrease rhythm which exceeds that of the men is also relevant. Thus, while the unemployment among men decreased between 2002 and 2006 by 0.7%, among women it decreased by 1.6 %.

The favourable evolution of the women's employment was directly due to the active government policies. By the implementation of the legal measures for employment stimulation included in the National Employment Programme of NEA, in 2006, 509,127 persons were employed, approximately 197,864 were women (approx. 40% of the total employed persons; this weight is similar to those of the recorded unemployed).

Facilitation of the insertion on the labour market of the women facing a marginalisation risk situation. The main performed actions are:

A) Within the campaign "2007 – European Year of Equal Opportunities for All, ANES in its capacity of National Implementation Body offered grants to the non-government organisations for the purpose of promoting equal chances and treatment between women and men on the labour market. Thus, in October 2007, the Centre Partnership for Equality organised, further a grant given by ANES, the seminar named "Diversity Management". The final beneficiaries of the project were the human resources managers and the personnel inspectors of the large companies and enterprises, representatives of the trade union confederations representative at national level, representatives of the employers' associations, NGOs and agencies and ministries in charge with ensuring equal opportunities for all the persons at the workplace. The main objective of the project was to transmit the participants various information, business arguments, examples of actions, implementation methods of certain measures that diminish the permissiveness of a discriminatory labour framework, and at the same time promote and support the employers' diversity. The number of beneficiaries of this projects was of approximately 75 persons.

B) As from February 2008, ANES through the agency of the territorial departments initiated a socio-economic analysis of the situation of women from rural and urban environment. The analysis was based on a questionnaire targeting the women from rural

and urban environment, including both the poor areas and the economically developed areas. The questionnaire was applied to 1,800 women, of 18 - 55 years of age.

The main aspects that were considered by this analysis were related to: the professional standing, participation in making the decisions related to the financial expenses of the family, participation in decision making inside the community and political life, the interest domains and the methods in which the information is obtained. The professional standing at national level reveals the fact the women from urban and rural environment mainly prefer one of the following fields: public administration, health, agriculture, social assistance or education. As for the undertaking of domestic responsibilities, they mainly rest with the women. At the same time, the survey reveals the fact that most women from the rural environment gain less than RON 500, except for the western region of the country where the women's incomes come within RON 500 and 1,000. As for the participation in decision making, the results of the survey reveal the fact that the women do not involve in decision making inside the community that they belong to, although the women voting rate is very high (90%). In Romania, the television remains the preferred means of information of the women from the rural environment, who consult quite rarely the printed press and do not use Internet. At the same time, approximately a third of the interviewed women declared that they do not use any means of information. More than 50% of the interviewed women showed interested in being more informed with respect to the rights to which they are entitled on the labour market, being interested at the same time in obtaining information with respect to the manners in which they may start a business or information regarding the reproduction health. For the obtainment of such data, the information materials and information points within the local authorities are preferred.

C) In March 2008, ANES and NAE concluded a Cooperation Protocol having as objective the performance of actions which to facilitate the insertion on the labour market of the manpower represented by women in risk or marginalisation situation. Pursuant to the protocol concluded by the two institutions of the central public administration, on 27 March 2008, two simultaneous activities were organised in all the counties of the country, for the purpose of informing and raising the awareness of the women from rural environment aged between 18 and 55 years. The total number of the beneficiaries of such activities is of

approximately 2,000 unemployed, housekeeper, retired, free lance and day unskilled worker women. Each event was also attended by the representatives of the local authorities, representatives of the employers, of County Employment Agency and of the territorial departments of ANES, as wells as the two presidents of ANES and NEA. The participants were informed on the offer of jobs and qualification and re-qualification courses of each county, as well as on their rights on the labour market. As a result of this campaign. 114 women enrolled in qualification courses. The preferred domains were: trade, crafts, coiffure, computer operator, waiter, upholsterer, bakery and tailoring.

On 18 April 2008, NEA in partnership with ANES organised the job exchange, This activity was based on the cooperation protocol concluded by the two institutions of the central public administration. The event was simultaneously organised in all the counties of the country.

The participation in the job exchange of 18 April 2008 in all the counties of the country:

Number of present employers	Number of offered jobs	Number of Participants in the job exchange	Number of persons employed on the spot
4,319	22,299	40,789	700

D) After accessing the European Funds, ANES shall develop a project whose main objective is to create a network of women support centres. The project supposes the establishment of three pilot centres in different regions of Romania, which are different from social and economic point of view. Apart from the three fixed assistance centres, the project also supposes the development of three mobile centres which to ensure a larger covering of the provided services. The counselling and training of the women in vulnerable situations taking into account the specificity of the area where they live are considered. By specific information and counselling activities, the project shall contribute at the same time to the stimulation of the entrepreneurial capacity of such women, enabling thus the creation of new workplaces and promotion of equal opportunities inside the community. In order to support the active participation of the women facing marginalisation in the economic life of the community they belong to, the project includes the provision of care services for mothers. The provision of this type of services aims at promoting the conciliation of the private and professional life, considering the fact that the women undertake the most part

of the domestic responsibilities and the level of care services existing at present is highly deficient. The actions of the project also aim at supporting an active citizenship and increasing the degree of information of women facing a risk situation with respect to the entitlements available on the labour market, the instruments available for defending such entitlements, as well as the institutions in charge with the fight against discrimination and promotion of the principle of equal opportunities for all. The beneficiaries of this project shall be the employed, unemployed women, unattached mothers, employers, women victims of domestic violence, trafficking in persons, disabled women, pupils and students. For this project 8,110 beneficiaries are planned.

E) During the first half of 2008, ANES edited a series of information materials. 20,000 brochures containing information regarding maternity protection, 5,000 brochures containing information on labour flexibility and 5,000 brochures on the conciliation of the family life with the professional one. These materials shall be disseminated through the agency of the territorial departments of ANES in each county, within information and awareness campaigns.

With respect to the balanced participation of the women and men in the decision-making process, the National Agency for Equal Opportunities for Women and Men performed the following actions:

In May 2006, ANES drew up a statistical analysis regarding the participation of the women and men in the political life from the highest level of the Presidency up to the level of local city halls. The analysis was called "Who makes decisions in Romania? – Statistical analysis on the participation of women and men in the decision-making process." This work was published in the second edition of the RES PUBLICA magazine issued by ANES.

At the end of August 2007, ANES analysed the situation of the participation in the decision making of the women and men at the first two decisional levels within the ministries, as well as the weight of the women and men occupying the positions of state secretary, general manager and manager. The data were provided by the human

resources departments of the institutions of the central public administration, at ANES request. At the same time, ANES drew up an analysis on the weight of the women and men occupying the positions of president of the county council and prefect. The analysis also took into account the number of women and men who are part of the county and local councils of Romania. The data were provided by the prefect's offices and county councils, at ANES request.

The results of the analysis are as follows:

- The participation of women and men in the first decisional level, following that of the prime minister or minister, based on data from 2007 (state secretary, general secretary and deputy general secretary): 68 women and 95 men.
- The participation of the women and men in the second decisional level, following that of the minister, based on data from 2007 (general director, deputy general director, heads of departments, managers): 216 women and 231 men.
- The participation of the women and men in the county councils of Romania, based on data from 2007: 213 women and 1,172 men.
- Participation of the women and men in the local councils of Romania, based on data from 2007: 4,634 women and 35,449 men.

In March 2006, ANES launched the campaign name "Participate in decision making!". Within this campaign, ANES benefited from the support of the Spanish experts through the PHARE project Romania – Spain named "Setting up the National Agency for Equal Opportunities between women and men". The main tools used in this campaign were: the "Participate in decision making" video-clip, poster of the campaign, editing of a brochure and drawing up of a statistical analysis regarding the participation of the women and men in the decision making process, named "Who makes decisions in Romania? – Statistical analysis on the participation of women and men in the decision-making process." The video-clip was broadcasted both by the central televisions (Antena 1 and Realitatea TV) for a period of 5 days and by 55 local stations of 35 counties. The poster of the campaign was printed in 1,000 copies, the brochure in 5,000 copies and the statistical analysis in 5,000 copies. Within the campaign "Participate in decision making!" brochures, posters and flyers were printed, being focused on the following themes:

legislation for equality, conciliation of the family life with the professional one and a brochure about ANES. These materials were disseminated in the territory by the County Committees on Equal Opportunities for Women and Men. The brochure "Femei, cunoa-te-i-v-drepturile!" (Women, learn your rights!) is a summary of the Romanian legislation, structured in several chapters such as: domestic violence, protection of the maternity at the workplace, measures for the protection of the women victims of the violence, as well as the labour legislation. At the same time, this brochure also contains information regarding the reporting manners of the discrimination cases based on sex criteria and the institution authorised to find and punish such deeds. It was published in 5,000 copies.

For the purpose of raising the public awareness on the need to conciliate the family life with the professional one, ANES drew up the following brochure: "Objectives of ANES regarding the conciliation of the family life with the professional one". They were edited in 5,000 copies. They were printed in 5,000 copies. The last brochure contains a brief presentation of ANES and of the main areas of intervention of the policies promoted by it. The brochure was published in 5,000 copies. It was also printed a brochure which contains the full text of the National Strategy for Equal Opportunities between women and men for the 2006-2009 period, as well as the General Plan of Actions for its implementation, being issued in 5,000 copies.

Another important area of intervention, which had priority in 2007, was the removal of the roles and sex-related stereotypes. The main performed actions were:

1. Within the campaign called 2007 – The European Year of Equal Opportunities for All, ANES, in its capacity of National Implementation Body organised the "Information Campaign for the High School Students". The purpose of this activity was to inform the students with respect to the rights, representation, acknowledgement and respect of all the citizens irrespective of the ethnical origin, sexual orientation, age, religion or disabilities. The campaign included two important activities. The first consisted in the organisation of creative works contest focused on the theme of equal opportunities. 94 high school students from all over the country took part in the event and 183 participated in the contest with works. The second activity of the campaign consisted in the organisation of a caravan in 13

high schools from the country, in which the participant works were exhibited and debates were conducted. Approximately 1,200 students were the beneficiaries of this campaign.

2. Also within the campaign called 2007 – The European Year of Equal Opportunities for All, ANES, in its capacity of National Implementation Body organised “The week of diversity”. This campaign intended to promote the diversity and the equal treatment of the persons, irrespective of the ethnical origin, gender, sexual orientation, age, disabilities or religion. During the week, cultural and artistic, sports activities, games and interactive contests aiming at underlining the benefits of the diversity and fight against discrimination based on ethnical origin, gender, sexual orientation, age, disabilities or religion were organised. The event joined persons belonging to different ethnical groups, of different ages, women and men, participants in the beach contests and trials, exhibitors, members of artistic groups that presented the thematic shows, spectators, tourists, local officials. The event allotted one day to each discrimination criterion for the purpose of bringing to the public knowledge the existence of discrimination first of all. The events and contests organised in each day convey in their turn messages related to the promotion of equal opportunities and celebration of the diversity by the approached themes or manner in which they were carried out. We present you below certain important perspectives enabling us to assess the efficiency of the activities, for each day of the Week of Diversity. The final beneficiaries of the campaign were approx. 5,000 persons.

Chapter 3 – Good Governance

3.1. Strengthening the mechanism used for monitoring the priorities identified in the field of social inclusion in Romania

The main concern of the Ministry of Labour, Family and Equal Opportunities during the reporting period was the promotion of the social inclusion by the implementation of the provisions of the Government Decision no. 1217/2006 on the creation of the national mechanism for the promotion of the social inclusion in Romania. This objective was achieved based on the Twinning Light RO 04/01 SO 02/TL project “Assistance for the monitoring and implementation of the Joint Inclusion Memorandum by the Ministry of Labour, Social Solidarity and Family” (value of EUR 250,000 Phare budget, 62,500 national co-financing) which was implemented in cooperation with the Ministry of Health and Social Affairs of Finland. Within this project, several recommendations regarding the improvement of the cooperation between the various partners, proposals for tools of monitoring the policies and training plan in the field of social inclusion for professionals, etc. were expressed.

The main achievements consisted in the setting up of the National Commission for Social Inclusion, by the approval of the Decision no. 1/2007 of the prime minister regarding the nominal composition of the National Commission.

As a result of this stage, on 12 March 2007 the first meeting of the National Commission for Social Inclusion took place being chaired by the Minister of Labour, Family and Equal Opportunities. The main discussion themes of this meeting were:

- The presentation of the national mechanism for the promotion of social inclusion and debates regarding its implementation;
- The presentation of the National Strategic Report regarding the Social Protection and Inclusion, 2006-2008 in Romania;
- The presentation of the Social Observatory – the purpose and organisational model and its connection to the social inclusion monitoring mechanism;
- The presentation of the social indicators developed by the European Commission for Social Inclusion, Pensions and Health;
- Approval of the Organisation and Operation Regulations of the National Commission for Social Inclusion;
- Debates regarding the organisation in April 2007 of the Round Table focused on “Social Inclusion – a challenge for the future Romanian social model”.

At the same time, the participants of this meeting adopted as follows:

- The Organisation and Operation Regulations of the National Commission for Social Inclusion;
- The note on the purpose and organisational model of the Social Observatory;
- The Draft Agenda regarding the organisation of the Round Table.

In order to raise the awareness of the professionals in the field, with respect to the social inclusion process, during the reference period, in cooperation with the World Bank and National Institute of Statistics, were organised meetings and seminars on the following themes: “Assessment of the impact of the policies and programmes in the field of social inclusion”, “Poverty and Social Inclusion – indicators and trends”, “Report on poverty in Romania”.

At the same time, in Piatra Neamt the “Round Table” on the theme “Social inclusion – a challenge for the future Romanian social model” was organised, joining approximately 100 persons: representatives of the ministries, local authorities, institutions, agencies and NGOs with responsibilities in the field of social inclusion.

Three workgroups were organised within the conference, being focused on the following themes:

- Active programmes of social integration for the disadvantaged groups;
- Social exclusion and social rights;
- Deinstitutionalisation and efficiency of alternative measures.

The participants in the workgroups were invited to visit 4 good practice models, identified in Neamt County: the Foundation for communities services of Piatra Neam ; Centre for the persons with special needs of Piatra Neamt; Centre for occupational integration and therapy for disabled persons of Tirgu Neamt; the Humanitarian Foundation PACEA – Sfântul Anton de Padova Social Centre, Roman.

With a view to ensuring the transversality of the social assistance at territorial level, in the structure of the Directorates of Labour and Social Protection the technical secretariats of the County Commissions for Social Inclusion were organised. A training session was organised for the members of the technical secretariats.

The main approached subjects were:

- Presentation of the national mechanism of social inclusion promotion;
- The National Strategic Report regarding the Social Protection and Inclusion, 2006 – 2008 Romania;
- The National Strategic Report regarding the Social Protection and Inclusion, 2006 – 2008, Finland (presented by the Finish colleagues);
- The Social Observatory – presentation of the purpose and organisational model;
- Organisation of data collection system at county level;
- Debates regarding the Reports of monitoring of the County Anti-Poverty and Social Inclusion Promotion plans, for 2006, transmitted by the counties to the Ministry of Labour.

The national activity regarding the strengthening of the social inclusion promotion mechanism shall be continued in the following period – 2nd quarter of 2007-2008 – through the implementation of two projects financed by grants, namely:

- Phare 2005/017-553.04.02 project "Training the personnel with responsibilities related to the development, implementation and monitoring of social inclusion services" – at present under contracting procedure
- Phare 2006/018-147.04.02 project "Development of a national campaign on the promotion of the social inclusion in Romania.

The participation of Romania in the Opened Coordination Method started back since 2002, when it was accepted as observer of the Community Action Programme for Social Exclusion. Apart from the activities related to the participation in the meetings organised by the European Commission, the peer-review exercised, Romania drafted the Joint Social Inclusion Memorandum (June 2005), the Progress Report on the implementation of the priorities undertaken by the Memorandum (June 2006), and also the National Strategic Report on the Social Protection and Inclusion (September 2006).

Upon the drafting of the National Strategic Report, the Ministry of Labour, Family and Equal Opportunities becomes liable for monitoring its achievement and in this framework a series of actions related to the strengthening of the capacity of the ministry in the field of social statistics and data collection were developed. Thus a cooperation protocol was concluded between the MoLFEO and INS by which INS shall provide the data bases, and MoLFEO shall calculate the secondary and tertiary indicators.

In order to be able to fulfil the undertakings contemplated by this protocol, MoLFEO commenced the procurement procedure for the software required for the calculation of the indicators and in the following period it shall conduct negotiation with the company from which the software was purchase for the installation and training of users.

The primary and secondary data collection, mainly at the level of the local public administration, the training of the personnel of the structures involved in the collection and processing of data remains a priority for the Ministry of Labour, Family and Equal Opportunities during the following reporting period.

The month of September 2007 represented an important step in the strengthening the cooperation between the various partners involved in the promotion of social inclusion

through the signature of a cooperation protocol between the Government of Romania and Romanian Patriarchy. This protocol aims at promoting the dialogue between the 2 institutions, developing joint cooperation programmes, involving the representatives of the churches in the debates related to the development of the specific legislation.

3.2. Modernisation of the administrative capacity

The Ministry of Labour, Family and Equal Opportunities launched an extended institutional reform programmes, having as objective a better guarantee of the social rights for all the vulnerable categories of population. The proposal of institutional reform was firstly approved by a Memorandum approved by the Government of Romania in 2005, and was subsequently included in a legislative framework defining the national social assistance system, including the social services and cash benefits.

The main objective of the reform in the field of social assistance is to ensure a system of social benefits and services, which is sustainable and efficient, able to satisfy the actual needs of the citizens and which guarantees the right to social assistance, as defined by the legislation in the field.

The first step in the fulfilment of this objective was the adoption of the Law no. 47/2006 regarding the national social assistance system, by which the institutional reform in the field of social assistance is introduced, several concepts used in the system, as well as the responsibilities between the various levels of governance (central, county and local) are clarified.

With respect to the implementation calendar of the institutional reform, the Law no. 47/2006 provides for very clearly the completion terms, as follows: 01 January 2007 for setting up the Social Inspection and 01 January 2008 for the National Agency for Social Benefits. Although the law does not provide for any term for setting up the third institution, the Social Observatory, the Government of Romania, by the legislative and post-adhesion programme proposed in this respect the date of 01 January 2008.

The Social Observatory is a new structure whose establishment is required so as to enable the analysis of the poverty and social exclusion situation in Romania. The main mission of the Social Observatory is to provide information on the poverty and social exclusion situation existing in Romania. The Observatory holds a barometer of the social needs, a base for the development of the strategic planning in the field of social protection and social inclusion.

The Observatory shall submit periodical reports regarding the existing situation and evolution of the poverty and social exclusion, shall submit proposals and recommendations with respect to the manner in which the situation of the vulnerable groups may be improved. The Observatory shall support the Ministry of Labour, Family and Equal Opportunities and the Government in the drafting and subsequently in the monitoring of the National Action Plan for Social Inclusion, as well as and at the same time it shall be able to contribute to the clarification and detailing of the role and activity incumbent on the National Commission for Social Inclusion with respect to the monitoring and implementation of the National Action Plan regarding Social Inclusion.

For the Social Observatory to be operational in order to describe the social inclusion process in Romania, at the present the following elements are developed:

- A database including a set of pertinent and relevant indicators;
- A system of data and information collection starting from the local level to the central one, which to provide the primary information required for the calculation of such indicators;
- A system of analysis of collected data and information which to be clear and known by the different partners;
- A working methodology which guarantees the entire process;
- A team composed of experienced and well analyst researchers which to coordinate the process and produce relevant reports;
- A group of statisticians, database experts and junior research experts in order to support the core team;
- A centre for the documentation and facilitation of the access to information

The maintenance, update of the database and use of the information for other researches shall be possible with the support of a professional team.

As for the existing system of social benefits for families, children, disabled persons and other vulnerable groups, their management and payment is made very fragmentarily and sometimes the system defrauding or double payments may be imminent. At present, several institutions ensure the receipt of the requests for benefits, their processing, the establish of the right and finally the payments to the beneficiaries, and the family or the individual beneficiaries must contact several authorities in order to receive their rights. At the same time, the system is managed using different IT applications, which in most cases are not interconnected. But in certain situations, the management of the benefits is made without any information system; this is the case of the payment to the school inspectorates of the state allowance for the children enrolled in an education form.

As a result of the system assessments performed by the Ministry of Labour, Family and Equal Opportunities it could be noticed that the decision makers do not hold sufficient and quality information in order to be able to draft the necessary policies and strategies and at the same time to be able to analyse their impact on the increase of the citizens' quality of life. The data and information existing at the ministry level are not sufficient and at the same time the information exchange between the institutions is deficient. The information collection at local level is difficult, in the absence of a procedure or of the tools required for a systematic collection, as well as due to the lack of the IT system which to support such process.

Therefore, it is difficult to ensure the management of the national social assistance system in Romania, considering the fact that it is characterised by a fragmented approach with respect to the institutions involved in the process of benefit management, as well as with respect to the used IT platforms, software and information systems.

If we are to strictly consider the social benefit system, the requests are processed using hard copy forms and the application used for their management is created by the professionals of the institution for the sole purpose of facilitating the payment of a specific

allowance and in most cases the application differs from a county to another. The process of social benefit management was not conceived and developed for the purpose of producing the information required for policy drafting. As a consequence, the management of the social benefit system is not supported by an integrated information system.

As from December 2006, the Technical Assistance Service Agreement was commenced with respect to the drawing up of the information managerial system in the field of social benefits – “SAFIR” – being financed by the World Bank. The main key characteristics of the information managerial system under implementation in Romania are:

- The management of the social benefits is based on the “family file” so that there is a broad vision over the beneficiaries, the benefits received by a family and the amounts spent for the entire system and for a family;
- To perform the payments related to the benefits to which a family is entitled only once a month;
- To provide an accounting interface so as to guarantee a strict and fast subsequent monitoring of the financial flows;
- To ensure the identification of the beneficiaries so as to prevent the double debits and payments.

The implementation of the integrated information system shall entail the improvement of the benefit payment system, as well as of the standard entitlement application, shall trigger the productivity increase and reduction of the administrative expenses related to the payment of the entitlements. The new system shall create the premises for the automation and computerisation of the system and shall make possible the integration of all the benefits paid at present by several institutions in a single system.

In parallel with the development of the information managerial system for the management and payment of the cash social benefits and family allowances, the establishment of a new organisational structure named the National Agency for Social Benefits is also provided for. The 2004/016-772.04.02.03.02 Phare project “Strengthening the administrative capacity of the Ministry of Labour, Family and Equal Opportunities in the field of social assistance –

Establishment of the National Agency for Social Benefits” shall provide the consultancy required for the establishment of the Agency.

The results of the project are quite advanced considering the fact that further to the analysis of the administrative and payment circuits of all the non-contributory social benefits existing in the system, further to the approval of the organisation structure of the new institution, the regulation on the organisation and operation of the National Agency for Social Benefits³¹ was drawn up. At the same time, the drawing up of a second regulation aiming at integrating all the cash social benefits and family allowances existing in the system is also considered.

The information managerial system that is developed at present for the management of the social benefits and in order to support the activity of the Agency shall not contribute only to the increase of the efficiency of the general management and benefit payment process, but it shall also impact on the increase of the vulnerable groups’ access to the social entitlements.

At the same time, it shall be a modern tool providing information to the decision makers in order to support them in taking the proper decisions and in developing the policies and strategies required to the system. This information system is closely connected to the objectives regarding the collection and analysis of the information of the Social Observatory, The National Agency for Social Benefits shall be one of the main providers of data and information to the Observatory.

At the same time, once the information system is created, it shall be able to communicate and exchange data also with other systems of pensions, unemployment benefits, population record, taxation, etc.

³¹ Emergency Ordinance no.116/2007 on the organisation and operation of the National Agency for Social Benefits

The activity related to the information managerial system, as well as to the establishment of the National Agency for Social Benefits shall carry on with:

- the concept and technical design of the information system, as well as its implementation;
- drawing up of the secondary legislation

As from 01 January 2008, the activities aiming at making the institution operational shall be commenced also by the implementation of another grant project Phare 2005/017-553.04.02 "Continuation of the project of setting up the National Agency for Social Benefits"

The setting up of the Social Inspection represents the third institution provided for by the administrative modernisation programme. As from 01 January 2007, this institution is operational. Its establishment shall have a special impact on the institutional organisation of the system, as a whole, because it took over the "inspection" functions of several institutions, such as: the decentralised divisions of the ministry, the Authority for the Protection of Child's Right, the Authority for Persons with Disabilities.

The establishment of this new structure is highly necessary given the fact that the social assistance system is fragmented and there are many actors with a "role" in the development of the measures. The most eloquent example is that of the social services. The responsibility to provide and finance them rests with the authorities of the local public administration according to the decentralisation principle, as well as with the non-governmental sector. The need to guarantee that the citizens' rights are observed, that their dignity is observed, that the provided services and benefits are compliant with the international quality and requirements entailed the establishment of the Social Inspection.

The functions specific to this institution are connected to the control, assessment and counselling and the activity of the Social Inspection is based on thorough inspections carried out on the spot, starting from a concrete analysis of the situations and shall have to take into account the field of the inspection and institutional rigidities. The findings are accompanied by recommendations, in order to contribute to the improvement of the practices and rules in the field. The Social Inspection complies with an administrative

structuring and social policies aligned to the adhesion to the European Union for the following reasons:

- it favours a unified and broad vision of the social development field;
- it allows for the capitalisation of the foreign experience, mainly from the member states of the EU by comparative analyses or cooperation;
- it ensures a good implementation of the social policies and public procedures through regular assessments of the results, as well as of the administrations and bodies implementing such policies;
- it strengthens the control means of the human resources management and public funds management, including the European and international funds.

For the following reference period, the carrying on of the implementation of the institutional reform in the field of social assistance is envisaged. Given the present concern to set up the National Agency for Social Benefits as from 01 January 2008 and to actually commission the information managerial system at the mid of 2008, the Social Observatory shall also be set up during 2008. The Social Inspection shall commence fulfilling its main activities related to "inspection".

The Ministry of Labour, Family and Equal Opportunities has a series of activities aiming at rationalising the social inclusion process for the purpose of increasing its sustainability, effectiveness and efficiency and having as final purpose the provision of better services to the vulnerable groups and the guarantee of their access to the social rights. The main concerns in this respect are:

1. rationalisation of the institutional organisation at central level where the drafting of the policies and strategies continues to be vertically performed between different authorities;
2. the review of the role and responsibilities of the decentralised structures of the ministry that act at a county level;
3. the review of the minimum guaranteed income schemes;
4. the introduction of an unitary system for the performance of the social surveys and which to ensure the correlation of the social service system also with the new system of social benefit management;

5. training and development of the professional skills of the personnel and professional working at the level of the local public authorities (counties, cities, towns, communes) with respect to the management of social benefits and provision of social services;
6. to carry on with the development of the social services in a more comprehensive manner and within an integrated system;
7. the increase of the cooperation between the authorities and agencies of the public administration having responsibilities in the field of social services and being involved in the provision of the employment and vocational training services and during the entire life.